

Investment Report

Ft. Bend County

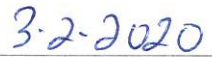
10/01/19 - 10/31/19

This report summarizes the investment position of Ft. Bend County for the period 10/01/19 to 10/31/19.

	09/30/19	10/31/19
Book Value	307,517,426.10	274,626,945.77
Market Value	307,517,426.10	274,626,945.77
Par Value	307,517,426.10	274,626,945.77
Change in Market Value		0.00
Weighted Average Maturity (in Days)	0	0
Weighted Average Yield-to-Maturity of Portfolio	2.2751%	2.2199%
Yield-to-Maturity of 90 Day T-Bill	1.7900%	1.5250%
Accrued Interest		0.00

This report is presented in accordance with the Texas Government Code Title 10 Section 2256.023. The below signed hereby certify that, to the best of their knowledge on the date this report was created, Ft. Bend County is in compliance with the provisions of Government Code 2256 and with the stated policies and strategies of Ft. Bend County.


Director of Finance & Investments


Date


County Treasurer

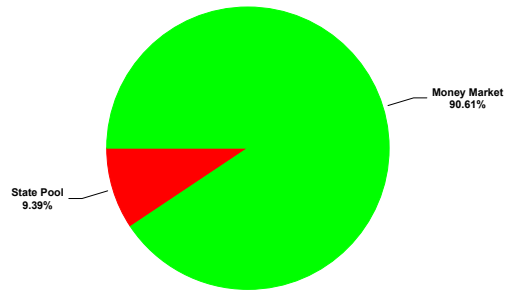

Date

Investment Report

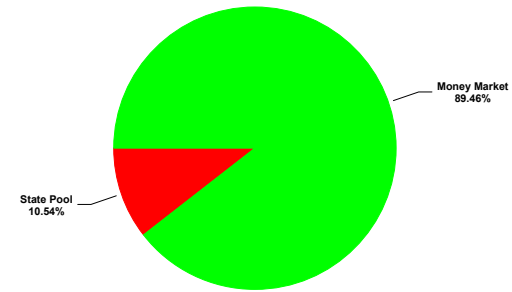
Ft. Bend County

10/01/19 - 10/31/19

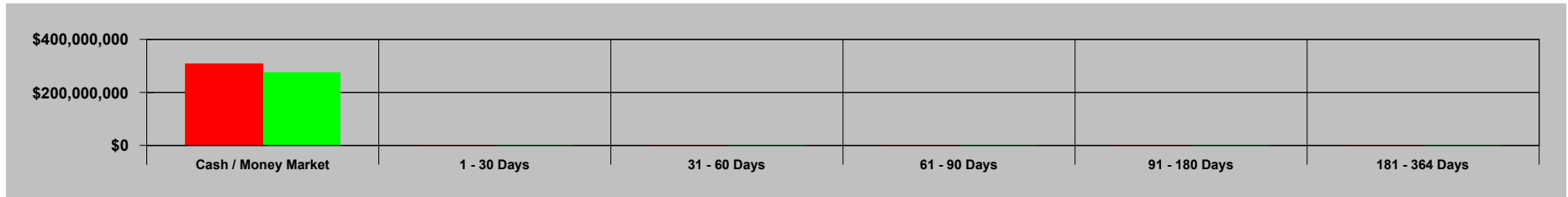
Portfolio Composition - 09/30/19



Portfolio Composition - 10/31/19




Maturity Aging - 09/30/19 vs 10/31/19



■ Previous Period ■ Current Period

Portfolio Performance - 10/01/19 to 10/31/19



■ Portfolio ■ 90 Day T-Bill

GASB 31 Compliance Ft. Bend County

Effective Interest - Actual Life Receipts in Period 10/01/19 - 10/31/19

CUSIP	Invest Number	Security Description	Purchase Date	Sale Date	Valuation Method	Yield Earned	Price Source 10/01/19	Beginning Unit Price	Par Value On 10/01/19	Reported Value 10/01/19	Purchase Cost	Sales Proceeds	Ending Unit Price	Par Value On 10/31/19	Price Source 10/31/19	Reported Value 10/31/19	Change in Fair Value	Interest	Net Investment Income
Prosperity-Money Market Accts.	AR-0009	Money Market	11/30/03	Open	Fair Value	2.1210	Manual	1.000000	278,634,802.91	278,634,802.91	0.00	32,941,586.75	1.000000	245,693,216.16	Manual	245,693,216.16	0.00	499,979.80	499,979.80
MB02-MBIA General	AR-0015	State Pool	11/01/08	Open	Fair Value	2.0894	Manual	1.000000	7,865,134.63	7,865,134.63	0.00	-13,958.21	1.000000	7,879,092.84	Manual	7,879,092.84	0.00	13,958.21	13,958.21
MB03-MBIA Road & Bridge	AR-0016	State Pool	11/01/08	Open	Fair Value	2.0893	Manual	1.000000	53,218.19	53,218.19	0.00	-94.44	1.000000	53,312.63	Manual	53,312.63	0.00	94.44	94.44
MB04-MBIA Drainage	AR-0017	State Pool	11/01/08	Open	Fair Value	2.0895	Manual	1.000000	763,461.93	763,461.93	0.00	-1,354.93	1.000000	764,816.86	Manual	764,816.86	0.00	1,354.93	1,354.93
MB06-MBIA Toll Rd. Operations	AR-0019	State Pool	11/01/08	Open	Fair Value	2.0894	Manual	1.000000	8,751,138.03	8,751,138.03	0.00	-15,530.59	1.000000	8,766,668.62	Manual	8,766,668.62	0.00	15,530.59	15,530.59
TT00-TX TERM General	AR-0022	State Pool	11/01/08	Open	Fair Value	1.9644	Manual	1.000000	1,060.83	1,060.83	0.00	-1.77	1.000000	1,062.60	Manual	1,062.60	0.00	1.77	1.77
TT02-TX TERM Toll Rd. Operation	AR-0024	State Pool	11/01/08	Open	Fair Value	1.9666	Manual	1.000000	1,059.63	1,059.63	0.00	-1.77	1.000000	1,061.40	Manual	1,061.40	0.00	1.77	1.77
TT04-TX TERM Road & Bridge	AR-0026	State Pool	11/01/08	Open	Fair Value	1.9703	Manual	1.000000	1,057.69	1,057.69	0.00	-1.77	1.000000	1,059.46	Manual	1,059.46	0.00	1.77	1.77
TT05-TX TERM Drainage	AR-0027	State Pool	11/01/08	Open	Fair Value	1.9797	Manual	1.000000	350.89	350.89	0.00	-0.59	1.000000	351.48	Manual	351.48	0.00	0.59	0.59
LOG1-Logic- General	AR-0028	State Pool	11/10/08	Open	Fair Value	2.0577	Manual	1.000000	5,604,142.34	5,604,142.34	0.00	-9,794.68	1.000000	5,613,937.02	Manual	5,613,937.02	0.00	9,794.68	9,794.68
LOG2-Logic-Toll Rd. Operations	AR-0029	State Pool	11/10/08	Open	Fair Value	2.0467	Manual	1.000000	1,075.72	1,075.72	0.00	-1.87	1.000000	1,077.59	Manual	1,077.59	0.00	1.87	1.87
LOG5-Logic-Drainage	AR-0032	State Pool	11/10/08	Open	Fair Value	2.0598	Manual	1.000000	1,068.88	1,068.88	0.00	-1.87	1.000000	1,070.75	Manual	1,070.75	0.00	1.87	1.87
LOG8-Logic-Road & Bridge	AR-0035	State Pool	11/10/08	Open	Fair Value	2.0589	Manual	1.000000	1,069.33	1,069.33	0.00	-1.87	1.000000	1,071.20	Manual	1,071.20	0.00	1.87	1.87
MB12-MBIA ESD 100 AGREEMENT	AR-0041	State Pool	08/31/16	Open	Fair Value	2.0895	Manual	1.000000	974,234.53	974,234.53	0.00	-1,728.98	1.000000	975,963.51	Manual	975,963.51	0.00	1,728.98	1,728.98
MB13-MBIA ASSISTANCE DIST #1	AR-0042	State Pool	08/31/16	Open	Fair Value	2.0894	Manual	1.000000	90,035.17	90,035.17	0.00	-159.78	1.000000	90,194.95	Manual	90,194.95	0.00	159.78	159.78
MB14-MBIA GR PARKWAY OPERATIONS	AR-0043	State Pool	08/31/16	Open	Fair Value	2.0894	Manual	1.000000	4,774,515.40	4,774,515.40	0.00	-8,473.30	1.000000	4,782,988.70	Manual	4,782,988.70	0.00	8,473.30	8,473.30
Investment Total						<u>2.1174</u>		<u>1.000000</u>	<u>307,517,426.10</u>	<u>307,517,426.10</u>	<u>0.00</u>	<u>32,890,480.33</u>	<u>1.000000</u>	<u>274,626,945.77</u>		<u>274,626,945.77</u>	<u>0.00</u>	<u>551,086.22</u>	<u>551,086.22</u>

Portfolio Position
Ft. Bend County
 Effective Interest - Actual Life
 Receipts in Period
 10/01/19 - 10/31/19

CUSIP	Invest Number	Security Description	Purchase Date	Call Date	Par Value On 10/01/19	Par Value On 10/31/19	Market Val On 10/01/19	Market Val On 10/31/19	Purchase Cost	Sales Proceeds	Original Princ/Cost	Amor Value On 10/01/19	Amor Value On 10/31/19
130 - Assistance Dist #1													
State Pool													
MB13-MBIA ASSISTANCE DIST #1	AR-0042	State Pool	08/31/16	Open	<u>90,035.17</u>	<u>90,194.95</u>	<u>90,035.17</u>	<u>90,194.95</u>	<u>0.00</u>	<u>0.00</u>	<u>10,000,000.00</u>	<u>90,035.17</u>	<u>90,194.95</u>
State Pool Total					<u>90,035.17</u>	<u>90,194.95</u>	<u>90,035.17</u>	<u>90,194.95</u>	<u>0.00</u>	<u>0.00</u>	<u>10,000,000.00</u>	<u>90,035.17</u>	<u>90,194.95</u>
130 - Assistance Dist #1 Total					<u>90,035.17</u>	<u>90,194.95</u>	<u>90,035.17</u>	<u>90,194.95</u>	<u>0.00</u>	<u>0.00</u>	<u>10,000,000.00</u>	<u>90,035.17</u>	<u>90,194.95</u>
145 - ESD 100 Agreement													
State Pool													
MB12-MBIA ESD 100 AGREEMENT	AR-0041	State Pool	08/31/16	Open	<u>974,234.53</u>	<u>975,963.51</u>	<u>974,234.53</u>	<u>975,963.51</u>	<u>0.00</u>	<u>0.00</u>	<u>3,900,000.00</u>	<u>974,234.53</u>	<u>975,963.51</u>
State Pool Total					<u>974,234.53</u>	<u>975,963.51</u>	<u>974,234.53</u>	<u>975,963.51</u>	<u>0.00</u>	<u>0.00</u>	<u>3,900,000.00</u>	<u>974,234.53</u>	<u>975,963.51</u>
145 - ESD 100 Agreement Total					<u>974,234.53</u>	<u>975,963.51</u>	<u>974,234.53</u>	<u>975,963.51</u>	<u>0.00</u>	<u>0.00</u>	<u>3,900,000.00</u>	<u>974,234.53</u>	<u>975,963.51</u>
810 - FBC Toll Road Operations													
State Pool													
TT02-TX TERM Toll Rd. Operation	AR-0024	State Pool	11/01/08	Open	<u>0.00</u>	<u>0.00</u>	<u>0.00</u>	<u>0.00</u>	<u>0.00</u>	<u>0.00</u>	<u>0.00</u>	<u>0.00</u>	<u>0.00</u>
State Pool Total					<u>0.00</u>	<u>0.00</u>	<u>0.00</u>	<u>0.00</u>	<u>0.00</u>	<u>0.00</u>	<u>0.00</u>	<u>0.00</u>	<u>0.00</u>
810 - FBC Toll Road Operations Total					<u>0.00</u>	<u>0.00</u>	<u>0.00</u>	<u>0.00</u>	<u>0.00</u>	<u>0.00</u>	<u>0.00</u>	<u>0.00</u>	<u>0.00</u>
815 - Grand Parkway Operations													
State Pool													
MB14-MBIA GR PARKWAY OPERATIONS	AR-0043	State Pool	08/31/16	Open	<u>4,774,515.40</u>	<u>4,782,988.70</u>	<u>4,774,515.40</u>	<u>4,782,988.70</u>	<u>0.00</u>	<u>0.00</u>	<u>8,500,000.00</u>	<u>4,774,515.40</u>	<u>4,782,988.70</u>
State Pool Total					<u>4,774,515.40</u>	<u>4,782,988.70</u>	<u>4,774,515.40</u>	<u>4,782,988.70</u>	<u>0.00</u>	<u>0.00</u>	<u>8,500,000.00</u>	<u>4,774,515.40</u>	<u>4,782,988.70</u>
815 - Grand Parkway Operations Total					<u>4,774,515.40</u>	<u>4,782,988.70</u>	<u>4,774,515.40</u>	<u>4,782,988.70</u>	<u>0.00</u>	<u>0.00</u>	<u>8,500,000.00</u>	<u>4,774,515.40</u>	<u>4,782,988.70</u>
LOG5 - LOGIC DRAINAGE													
State Pool													
LOG5-Logic-Drainage	AR-0032	State Pool	11/10/08	Open	<u>1,068.88</u>	<u>1,070.75</u>	<u>1,068.88</u>	<u>1,070.75</u>	<u>0.00</u>	<u>0.00</u>	<u>500,000.00</u>	<u>1,068.88</u>	<u>1,070.75</u>
State Pool Total					<u>1,068.88</u>	<u>1,070.75</u>	<u>1,068.88</u>	<u>1,070.75</u>	<u>0.00</u>	<u>0.00</u>	<u>500,000.00</u>	<u>1,068.88</u>	<u>1,070.75</u>
LOG5 - LOGIC DRAINAGE Total					<u>1,068.88</u>	<u>1,070.75</u>	<u>1,068.88</u>	<u>1,070.75</u>	<u>0.00</u>	<u>0.00</u>	<u>500,000.00</u>	<u>1,068.88</u>	<u>1,070.75</u>
LOG1 - LOGIC GENERAL													
State Pool													
LOG1-Logic- General	AR-0028	State Pool	11/10/08	Open	<u>5,604,142.34</u>	<u>5,613,937.02</u>	<u>5,604,142.34</u>	<u>5,613,937.02</u>	<u>0.00</u>	<u>0.00</u>	<u>10,000,000.00</u>	<u>5,604,142.34</u>	<u>5,613,937.02</u>
State Pool Total					<u>5,604,142.34</u>	<u>5,613,937.02</u>	<u>5,604,142.34</u>	<u>5,613,937.02</u>	<u>0.00</u>	<u>0.00</u>	<u>10,000,000.00</u>	<u>5,604,142.34</u>	<u>5,613,937.02</u>
LOG1 - LOGIC GENERAL Total					<u>5,604,142.34</u>	<u>5,613,937.02</u>	<u>5,604,142.34</u>	<u>5,613,937.02</u>	<u>0.00</u>	<u>0.00</u>	<u>10,000,000.00</u>	<u>5,604,142.34</u>	<u>5,613,937.02</u>
LOG8 - LOGIC ROAD & BRIDGE													
State Pool													
LOG8-Logic-Road & Bridge	AR-0035	State Pool	11/10/08	Open	<u>1,069.33</u>	<u>1,071.20</u>	<u>1,069.33</u>	<u>1,071.20</u>	<u>0.00</u>	<u>0.00</u>	<u>1,000,000.00</u>	<u>1,069.33</u>	<u>1,071.20</u>
State Pool Total					<u>1,069.33</u>	<u>1,071.20</u>	<u>1,069.33</u>	<u>1,071.20</u>	<u>0.00</u>	<u>0.00</u>	<u>1,000,000.00</u>	<u>1,069.33</u>	<u>1,071.20</u>
LOG8 - LOGIC ROAD & BRIDGE Total					<u>1,069.33</u>	<u>1,071.20</u>	<u>1,069.33</u>	<u>1,071.20</u>	<u>0.00</u>	<u>0.00</u>	<u>1,000,000.00</u>	<u>1,069.33</u>	<u>1,071.20</u>
LOG2 - LOGIC TOLL OPERATIONS													
State Pool													
LOG2-Logic-Toll Rd.Operations	AR-0029	State Pool	11/10/08	Open	<u>1,075.72</u>	<u>1,077.59</u>	<u>1,075.72</u>	<u>1,077.59</u>	<u>0.00</u>	<u>0.00</u>	<u>2,000,000.00</u>	<u>1,075.72</u>	<u>1,077.59</u>
State Pool Total					<u>1,075.72</u>	<u>1,077.59</u>	<u>1,075.72</u>	<u>1,077.59</u>	<u>0.00</u>	<u>0.00</u>	<u>2,000,000.00</u>	<u>1,075.72</u>	<u>1,077.59</u>
LOG2 - LOGIC TOLL OPERATIONS Total					<u>1,075.72</u>	<u>1,077.59</u>	<u>1,075.72</u>	<u>1,077.59</u>	<u>0.00</u>	<u>0.00</u>	<u>2,000,000.00</u>	<u>1,075.72</u>	<u>1,077.59</u>
MB04 - MBIA DRAINAGE													
State Pool													
MB04-MBIA Drainage	AR-0017	State Pool	11/01/08	Open	<u>763,461.93</u>	<u>764,816.86</u>	<u>763,461.93</u>	<u>764,816.86</u>	<u>0.00</u>	<u>0.00</u>	<u>1,267,218.21</u>	<u>763,461.93</u>	<u>764,816.86</u>
State Pool Total					<u>763,461.93</u>	<u>764,816.86</u>	<u>763,461.93</u>	<u>764,816.86</u>	<u>0.00</u>	<u>0.00</u>	<u>1,267,218.21</u>	<u>763,461.93</u>	<u>764,816.86</u>
MB04 - MBIA DRAINAGE Total					<u>763,461.93</u>	<u>764,816.86</u>	<u>763,461.93</u>	<u>764,816.86</u>	<u>0.00</u>	<u>0.00</u>	<u>1,267,218.21</u>	<u>763,461.93</u>	<u>764,816.86</u>
MB02 - MBIA GENERAL													

Portfolio Position
Ft. Bend County
Effective Interest - Actual Life
Receipts in Period
10/01/19 - 10/31/19

5

CUSIP	Invest Number	Security Description	Purchase Date	Call Date	Par Value On 10/01/19	Par Value On 10/31/19	Market Val On 10/01/19	Market Val On 10/31/19	Purchase Cost	Sales Proceeds	Original Princ/Cost	Amor Value On 10/01/19	Amor Value On 10/31/19
State Pool													
MB02-MBIA General	AR-0015	State Pool	11/01/08	Open	<u>7,865,134.63</u>	<u>7,879,092.84</u>	<u>7,865,134.63</u>	<u>7,879,092.84</u>	<u>0.00</u>	<u>0.00</u>	<u>17,374,917.83</u>	<u>7,865,134.63</u>	<u>7,879,092.84</u>
State Pool Total					<u>7,865,134.63</u>	<u>7,879,092.84</u>	<u>7,865,134.63</u>	<u>7,879,092.84</u>	<u>0.00</u>	<u>0.00</u>	<u>17,374,917.83</u>	<u>7,865,134.63</u>	<u>7,879,092.84</u>
MB02 - MBIA GENERAL Total					<u>7,865,134.63</u>	<u>7,879,092.84</u>	<u>7,865,134.63</u>	<u>7,879,092.84</u>	<u>0.00</u>	<u>0.00</u>	<u>17,374,917.83</u>	<u>7,865,134.63</u>	<u>7,879,092.84</u>
MB03 - MBIA ROAD & BRIDGE													
State Pool													
MB03-MBIA Road & Bridge	AR-0016	State Pool	11/01/08	Open	<u>53,218.19</u>	<u>53,312.63</u>	<u>53,218.19</u>	<u>53,312.63</u>	<u>0.00</u>	<u>0.00</u>	<u>2,856,438.24</u>	<u>53,218.19</u>	<u>53,312.63</u>
State Pool Total					<u>53,218.19</u>	<u>53,312.63</u>	<u>53,218.19</u>	<u>53,312.63</u>	<u>0.00</u>	<u>0.00</u>	<u>2,856,438.24</u>	<u>53,218.19</u>	<u>53,312.63</u>
MB03 - MBIA ROAD & BRIDGE Total					<u>53,218.19</u>	<u>53,312.63</u>	<u>53,218.19</u>	<u>53,312.63</u>	<u>0.00</u>	<u>0.00</u>	<u>2,856,438.24</u>	<u>53,218.19</u>	<u>53,312.63</u>
MB06 - MBIA TOLL RD OPERATIONS													
State Pool													
MB06-MBIA Toll Rd. Operations	AR-0019	State Pool	11/01/08	Open	<u>8,751,138.03</u>	<u>8,766,668.62</u>	<u>8,751,138.03</u>	<u>8,766,668.62</u>	<u>0.00</u>	<u>0.00</u>	<u>3,143,377.27</u>	<u>8,751,138.03</u>	<u>8,766,668.62</u>
State Pool Total					<u>8,751,138.03</u>	<u>8,766,668.62</u>	<u>8,751,138.03</u>	<u>8,766,668.62</u>	<u>0.00</u>	<u>0.00</u>	<u>3,143,377.27</u>	<u>8,751,138.03</u>	<u>8,766,668.62</u>
MB06 - MBIA TOLL RD OPERATIONS Total					<u>8,751,138.03</u>	<u>8,766,668.62</u>	<u>8,751,138.03</u>	<u>8,766,668.62</u>	<u>0.00</u>	<u>0.00</u>	<u>3,143,377.27</u>	<u>8,751,138.03</u>	<u>8,766,668.62</u>
PROS - Prosperity Money Mkt. Accts.													
Money Market													
Prosperity-Money Market Accts.	AR-0009	Money Market	11/30/03	Open	<u>278,634,802.91</u>	<u>245,693,216.16</u>	<u>278,634,802.91</u>	<u>245,693,216.16</u>	<u>0.00</u>	<u>0.00</u>	<u>12,505,577.66</u>	<u>278,634,802.91</u>	<u>245,693,216.16</u>
Money Market Total					<u>278,634,802.91</u>	<u>245,693,216.16</u>	<u>278,634,802.91</u>	<u>245,693,216.16</u>	<u>0.00</u>	<u>0.00</u>	<u>12,505,577.66</u>	<u>278,634,802.91</u>	<u>245,693,216.16</u>
PROS - Prosperity Money Mkt. Accts. Total					<u>278,634,802.91</u>	<u>245,693,216.16</u>	<u>278,634,802.91</u>	<u>245,693,216.16</u>	<u>0.00</u>	<u>0.00</u>	<u>12,505,577.66</u>	<u>278,634,802.91</u>	<u>245,693,216.16</u>
TT05 - TEXAS TERM DRAINAGE													
State Pool													
TT05-TX TERM Drainage	AR-0027	State Pool	11/01/08	Open	<u>350.89</u>	<u>351.48</u>	<u>350.89</u>	<u>351.48</u>	<u>0.00</u>	<u>0.00</u>	<u>109,774.61</u>	<u>350.89</u>	<u>351.48</u>
State Pool Total					<u>350.89</u>	<u>351.48</u>	<u>350.89</u>	<u>351.48</u>	<u>0.00</u>	<u>0.00</u>	<u>109,774.61</u>	<u>350.89</u>	<u>351.48</u>
TT05 - TEXAS TERM DRAINAGE Total					<u>350.89</u>	<u>351.48</u>	<u>350.89</u>	<u>351.48</u>	<u>0.00</u>	<u>0.00</u>	<u>109,774.61</u>	<u>350.89</u>	<u>351.48</u>
TT00 - TEXAS TERM GENERAL													
State Pool													
TT00-TX TERM General	AR-0022	State Pool	11/01/08	Open	<u>1,060.83</u>	<u>1,062.60</u>	<u>1,060.83</u>	<u>1,062.60</u>	<u>0.00</u>	<u>0.00</u>	<u>10,006,437.87</u>	<u>1,060.83</u>	<u>1,062.60</u>
State Pool Total					<u>1,060.83</u>	<u>1,062.60</u>	<u>1,060.83</u>	<u>1,062.60</u>	<u>0.00</u>	<u>0.00</u>	<u>10,006,437.87</u>	<u>1,060.83</u>	<u>1,062.60</u>
TT00 - TEXAS TERM GENERAL Total					<u>1,060.83</u>	<u>1,062.60</u>	<u>1,060.83</u>	<u>1,062.60</u>	<u>0.00</u>	<u>0.00</u>	<u>10,006,437.87</u>	<u>1,060.83</u>	<u>1,062.60</u>
TT04 - TEXAS TERM ROAD & BRIDGE													
State Pool													
TT04-TX TERM Road & Bridge	AR-0026	State Pool	11/01/08	Open	<u>1,057.69</u>	<u>1,059.46</u>	<u>1,057.69</u>	<u>1,059.46</u>	<u>0.00</u>	<u>0.00</u>	<u>10,463.28</u>	<u>1,057.69</u>	<u>1,059.46</u>
State Pool Total					<u>1,057.69</u>	<u>1,059.46</u>	<u>1,057.69</u>	<u>1,059.46</u>	<u>0.00</u>	<u>0.00</u>	<u>10,463.28</u>	<u>1,057.69</u>	<u>1,059.46</u>
TT04 - TEXAS TERM ROAD & BRIDGE Total					<u>1,057.69</u>	<u>1,059.46</u>	<u>1,057.69</u>	<u>1,059.46</u>	<u>0.00</u>	<u>0.00</u>	<u>10,463.28</u>	<u>1,057.69</u>	<u>1,059.46</u>
TT02 - TEXAS TERM TOLL OPERATIONS													
State Pool													
TT02-TX TERM Toll Rd. Operation	AR-0024	State Pool	11/01/08	Open	<u>1,059.63</u>	<u>1,061.40</u>	<u>1,059.63</u>	<u>1,061.40</u>	<u>0.00</u>	<u>0.00</u>	<u>0.00</u>	<u>1,059.63</u>	<u>1,061.40</u>
State Pool Total					<u>1,059.63</u>	<u>1,061.40</u>	<u>1,059.63</u>	<u>1,061.40</u>	<u>0.00</u>	<u>0.00</u>	<u>0.00</u>	<u>1,059.63</u>	<u>1,061.40</u>
TT02 - TEXAS TERM TOLL OPERATIONS Total					<u>1,059.63</u>	<u>1,061.40</u>	<u>1,059.63</u>	<u>1,061.40</u>	<u>0.00</u>	<u>0.00</u>	<u>0.00</u>	<u>1,059.63</u>	<u>1,061.40</u>
09 - Temporary Holding													
Money Market													
Prosperity-Money Market Accts.	AR-0009	Money Market	11/30/03	Open	<u>0.00</u>	<u>0.00</u>	<u>0.00</u>	<u>0.00</u>	<u>0.00</u>	<u>0.00</u>	<u>0.00</u>	<u>0.00</u>	<u>0.00</u>
Money Market Total					<u>0.00</u>	<u>0.00</u>	<u>0.00</u>	<u>0.00</u>	<u>0.00</u>	<u>0.00</u>	<u>0.00</u>	<u>0.00</u>	<u>0.00</u>
09 - Temporary Holding Total					<u>0.00</u>	<u>0.00</u>	<u>0.00</u>	<u>0.00</u>	<u>0.00</u>	<u>0.00</u>	<u>0.00</u>	<u>0.00</u>	<u>0.00</u>
Combined Port													
Money Market													

Portfolio Position
Ft. Bend County
Effective Interest - Actual Life
Receipts in Period
10/01/19 - 10/31/19

6

CUSIP	Invest Number	Security Description	Purchase Date	Call Date	Par Value On 10/01/19	Par Value On 10/31/19	Market Val On 10/01/19	Market Val On 10/31/19	Purchase Cost	Sales Proceeds	Original Princ/Cost	Amor Value On 10/01/19	Amor Value On 10/31/19
Prosperity-Money Market Accts.	AR-0009	Money Market	11/30/03	Open	278,634,802.91	245,693,216.16	278,634,802.91	245,693,216.16	0.00	0.00	12,505,577.66	278,634,802.91	245,693,216.16
Money Market Total					278,634,802.91	245,693,216.16	278,634,802.91	245,693,216.16	0.00	0.00	12,505,577.66	278,634,802.91	245,693,216.16
State Pool													
LOG1-Logic- General	AR-0028	State Pool	11/10/08	Open	5,604,142.34	5,613,937.02	5,604,142.34	5,613,937.02	0.00	0.00	10,000,000.00	5,604,142.34	5,613,937.02
LOG2-Logic-Toll Rd.Operations	AR-0029	State Pool	11/10/08	Open	1,075.72	1,077.59	1,075.72	1,077.59	0.00	0.00	2,000,000.00	1,075.72	1,077.59
LOG5-Logic-Drainage	AR-0032	State Pool	11/10/08	Open	1,068.88	1,070.75	1,068.88	1,070.75	0.00	0.00	500,000.00	1,068.88	1,070.75
LOG8-Logic-Road & Bridge	AR-0035	State Pool	11/10/08	Open	1,069.33	1,071.20	1,069.33	1,071.20	0.00	0.00	1,000,000.00	1,069.33	1,071.20
MB02-MBIA General	AR-0015	State Pool	11/01/08	Open	7,865,134.63	7,879,092.84	7,865,134.63	7,879,092.84	0.00	0.00	17,374,917.83	7,865,134.63	7,879,092.84
MB03-MBIA Road & Bridge	AR-0016	State Pool	11/01/08	Open	53,218.19	53,312.63	53,218.19	53,312.63	0.00	0.00	2,856,438.24	53,218.19	53,312.63
MB04-MBIA Drainage	AR-0017	State Pool	11/01/08	Open	763,461.93	764,816.86	763,461.93	764,816.86	0.00	0.00	1,267,218.21	763,461.93	764,816.86
MB06-MBIA Toll Rd. Operations	AR-0019	State Pool	11/01/08	Open	8,751,138.03	8,766,668.62	8,751,138.03	8,766,668.62	0.00	0.00	3,143,377.27	8,751,138.03	8,766,668.62
MB12-MBIA ESD 100 AGREEMENT	AR-0041	State Pool	08/31/16	Open	974,234.53	975,963.51	974,234.53	975,963.51	0.00	0.00	3,900,000.00	974,234.53	975,963.51
MB13-MBIA ASSISTANCE DIST #1	AR-0042	State Pool	08/31/16	Open	90,035.17	90,194.95	90,035.17	90,194.95	0.00	0.00	10,000,000.00	90,035.17	90,194.95
MB14-MBIA GR PARKWAY OPERATIONS	AR-0043	State Pool	08/31/16	Open	4,774,515.40	4,782,988.70	4,774,515.40	4,782,988.70	0.00	0.00	8,500,000.00	4,774,515.40	4,782,988.70
TT00-TX TERM General	AR-0022	State Pool	11/01/08	Open	1,060.83	1,062.60	1,060.83	1,062.60	0.00	0.00	10,006,437.87	1,060.83	1,062.60
TT02-TX TERM Toll Rd. Operation	AR-0024	State Pool	11/01/08	Open	1,059.63	1,061.40	1,059.63	1,061.40	0.00	0.00	0.00	1,059.63	1,061.40
TT04-TX TERM Road & Bridge	AR-0026	State Pool	11/01/08	Open	1,057.69	1,059.46	1,057.69	1,059.46	0.00	0.00	10,463.28	1,057.69	1,059.46
TT05-TX TERM Drainage	AR-0027	State Pool	11/01/08	Open	350.89	351.48	350.89	351.48	0.00	0.00	109,774.61	350.89	351.48
State Pool Total					28,882,623.19	28,933,729.61	28,882,623.19	28,933,729.61	0.00	0.00	70,668,627.31	28,882,623.19	28,933,729.61
Combined Port Total					307,517,426.10	274,626,945.77	307,517,426.10	274,626,945.77	0.00	0.00	83,174,204.97	307,517,426.10	274,626,945.77

Earnings and Yields Summary

7

Ft. Bend County Effective Interest - Actual Life Receipts in Period 10/01/19 - 10/31/19

Security Description	10/01/19 10/07/19	10/08/19 10/14/19	10/15/19 10/21/19	10/22/19 10/28/19	10/29/19 10/31/19	10/01/19 10/31/19
Combined Port						
Money Market	113,402.61	113,402.60	113,402.60	113,402.60	46,369.39	499,979.80
State Pool	<u>11,560.60</u>	<u>11,560.60</u>	<u>11,560.61</u>	<u>11,560.61</u>	<u>4,864.00</u>	<u>51,106.42</u>
Port Total	<u>124,963.21</u>	<u>124,963.20</u>	<u>124,963.21</u>	<u>124,963.21</u>	<u>51,233.39</u>	<u>551,086.22</u>
Combined Port						
Money Market	2.1222	2.1222	2.1222	2.1222	2.1091	2.1210
State Pool	<u>2.0871</u>	<u>2.0871</u>	<u>2.0871</u>	<u>2.0871</u>	<u>2.0477</u>	<u>2.0833</u>
Port Total	<u>2.1189</u>	<u>2.1189</u>	<u>2.1189</u>	<u>2.1189</u>	<u>2.1031</u>	<u>2.1174</u>

Maturity Aging
Ft. Bend County
 Effective Interest - Actual Life
 Receipts in Period
 10/31/19

CUSIP	Invest Number	Security Description	Purchase Date	Days to Maturity	Yield Matur
Cash / Money Market					
LOG1-Logic- General	AR-0028	State Pool	11/10/08	0	2.0578
LOG2-Logic-Toll Rd.Operations	AR-0029	State Pool	11/10/08	0	2.0578
LOG5-Logic-Drainage	AR-0032	State Pool	11/10/08	0	2.0578
LOG8-Logic-Road & Bridge	AR-0035	State Pool	11/10/08	0	2.0578
MB02-MBIA General	AR-0015	State Pool	11/01/08	0	2.0900
MB03-MBIA Road & Bridge	AR-0016	State Pool	11/01/08	0	2.0900
MB04-MBIA Drainage	AR-0017	State Pool	11/01/08	0	2.0900
MB06-MBIA Toll Rd. Operations	AR-0019	State Pool	11/01/08	0	2.0900
MB12-MBIA ESD 100 AGREEMENT	AR-0041	State Pool	08/31/16	0	2.0900
MB13-MBIA ASSISTANCE DIST #1	AR-0042	State Pool	08/31/16	0	2.0900
MB14-MBIA GR PARKWAY OPERATIONS	AR-0043	State Pool	08/31/16	0	2.0900
Prosperity-Money Market Accts.	AR-0009	Money Market	11/30/03	0	2.2360
TT00-TX TERM General	AR-0022	State Pool	11/01/08	0	1.9700
TT02-TX TERM Toll Rd. Operation	AR-0024	State Pool	11/01/08	0	1.9700
TT04-TX TERM Road & Bridge	AR-0026	State Pool	11/01/08	0	1.9700
TT05-TX TERM Drainage	AR-0027	State Pool	11/01/08	0	1.9700
Cash / Money Market Total				<u>0</u>	<u>2.2199</u>
Investment Total				<u>0</u>	<u>2.2199</u>

Activity Statement

Ft. Bend County

Effective Interest - Actual Life
Receipts in Period
10/01/19 - 10/31/19

Purchase Date	Sale Date	CUSIP	Invest Number	Security Description	Amor Value On 10/01/19	Changes In Principal	Purchase Cost	Sales Proceeds	Purchased Interest	Int/Div Rec In the Perd	Amor Value On 10/31/19	
Money Market												
11/30/03	Open	Prosperity-Money Market Accts.		AR-0009	Money Market	<u>278,634,802.91</u>	<u>-32,941,586.75</u>	<u>0.00</u>	<u>0.00</u>	<u>0.00</u>	<u>499,979.80</u>	<u>245,693,216.16</u>
Money Market Total						<u>278,634,802.91</u>	<u>-32,941,586.75</u>	<u>0.00</u>	<u>0.00</u>	<u>0.00</u>	<u>499,979.80</u>	<u>245,693,216.16</u>
State Pool												
11/01/08	Open	MB02-MBIA General		AR-0015	State Pool	7,865,134.63	13,958.21	0.00	0.00	0.00	13,958.21	7,879,092.84
11/01/08	Open	MB03-MBIA Road & Bridge		AR-0016	State Pool	53,218.19	94.44	0.00	0.00	0.00	94.44	53,312.63
11/01/08	Open	MB04-MBIA Drainage		AR-0017	State Pool	763,461.93	1,354.93	0.00	0.00	0.00	1,354.93	764,816.86
11/01/08	Open	MB06-MBIA Toll Rd. Operations		AR-0019	State Pool	8,751,138.03	15,530.59	0.00	0.00	0.00	15,530.59	8,766,668.62
11/01/08	Open	TT00-TX TERM General		AR-0022	State Pool	1,060.83	1.77	0.00	0.00	0.00	1.77	1,062.60
11/01/08	Open	TT02-TX TERM Toll Rd. Operation		AR-0024	State Pool	1,059.63	1.77	0.00	0.00	0.00	1.77	1,061.40
11/01/08	Open	TT04-TX TERM Road & Bridge		AR-0026	State Pool	1,057.69	1.77	0.00	0.00	0.00	1.77	1,059.46
11/01/08	Open	TT05-TX TERM Drainage		AR-0027	State Pool	350.89	0.59	0.00	0.00	0.00	0.59	351.48
11/10/08	Open	LOG1-Logic- General		AR-0028	State Pool	5,604,142.34	9,794.68	0.00	0.00	0.00	9,794.68	5,613,937.02
11/10/08	Open	LOG2-Logic-Toll Rd.Operations		AR-0029	State Pool	1,075.72	1.87	0.00	0.00	0.00	1.87	1,077.59
11/10/08	Open	LOG5-Logic-Drainage		AR-0032	State Pool	1,068.88	1.87	0.00	0.00	0.00	1.87	1,070.75
11/10/08	Open	LOG8-Logic-Road & Bridge		AR-0035	State Pool	1,069.33	1.87	0.00	0.00	0.00	1.87	1,071.20
08/31/16	Open	MB12-MBIA ESD 100 AGREEMENT		AR-0041	State Pool	974,234.53	1,728.98	0.00	0.00	0.00	1,728.98	975,963.51
08/31/16	Open	MB13-MBIA ASSISTANCE DIST #1		AR-0042	State Pool	90,035.17	159.78	0.00	0.00	0.00	159.78	90,194.95
08/31/16	Open	MB14-MBIA GR PARKWAY OPERATIONS		AR-0043	State Pool	<u>4,774,515.40</u>	<u>8,473.30</u>	<u>0.00</u>	<u>0.00</u>	<u>0.00</u>	<u>8,473.30</u>	<u>4,782,988.70</u>
State Pool Total						<u>28,882,623.19</u>	<u>51,106.42</u>	<u>0.00</u>	<u>0.00</u>	<u>0.00</u>	<u>51,106.42</u>	<u>28,933,729.61</u>
Investment Total						<u>307,517,426.10</u>	<u>-32,890,480.33</u>	<u>0.00</u>	<u>0.00</u>	<u>0.00</u>	<u>551,086.22</u>	<u>274,626,945.77</u>

Interest Accrual
Ft. Bend County
Effective Interest - Actual Life
Receipts in Period
10/01/19 - 10/31/19

10

CUSIP	Invest Number	Security Description	Purchase Date	Sale Date	Yield Earned	Ending Par Val/Shares	Ending Val/Cost	Purchased Interest	Int/Div Rec In the Perd	Int/Div Accrued In the Perd	PTD Purch Received	Int/Div Rec Purch/Date	Int/Div Accrued Purch/Date
09 - Temporary Holding													
Money Market													
Prosperity-Money Market Accts.	AR-0009	Money Market	11/30/03	Open	<u>0.0000</u>	<u>0.00</u>	<u>0.00</u>	<u>0.00</u>	<u>0.00</u>	<u>0.00</u>	<u>0.00</u>	<u>0.00</u>	<u>0.00</u>
Money Market Total					<u>0.0000</u>	<u>0.00</u>	<u>0.00</u>	<u>0.00</u>	<u>0.00</u>	<u>0.00</u>	<u>0.00</u>	<u>0.00</u>	<u>0.00</u>
09 - Temporary Holding Total					<u>0.0000</u>	<u>0.00</u>	<u>0.00</u>	<u>0.00</u>	<u>0.00</u>	<u>0.00</u>	<u>0.00</u>	<u>0.00</u>	<u>0.00</u>
130 - Assistance Dist #1													
State Pool													
MB13-MBIA ASSISTANCE DIST #1	AR-0042	State Pool	08/31/16	Open	<u>2.0894</u>	<u>90,194.95</u>	<u>90,194.95</u>	<u>0.00</u>	<u>159.78</u>	<u>0.00</u>	<u>0.00</u>	<u>90,194.95</u>	<u>0.00</u>
State Pool Total					<u>2.0894</u>	<u>90,194.95</u>	<u>90,194.95</u>	<u>0.00</u>	<u>159.78</u>	<u>0.00</u>	<u>0.00</u>	<u>90,194.95</u>	<u>0.00</u>
130 - Assistance Dist #1 Total					<u>2.0894</u>	<u>90,194.95</u>	<u>90,194.95</u>	<u>0.00</u>	<u>159.78</u>	<u>0.00</u>	<u>0.00</u>	<u>90,194.95</u>	<u>0.00</u>
145 - ESD 100 Agreement													
State Pool													
MB12-MBIA ESD 100 AGREEMENT	AR-0041	State Pool	08/31/16	Open	<u>2.0895</u>	<u>975,963.51</u>	<u>975,963.51</u>	<u>0.00</u>	<u>1,728.98</u>	<u>0.00</u>	<u>0.00</u>	<u>74,404.75</u>	<u>0.00</u>
State Pool Total					<u>2.0895</u>	<u>975,963.51</u>	<u>975,963.51</u>	<u>0.00</u>	<u>1,728.98</u>	<u>0.00</u>	<u>0.00</u>	<u>74,404.75</u>	<u>0.00</u>
145 - ESD 100 Agreement Total					<u>2.0895</u>	<u>975,963.51</u>	<u>975,963.51</u>	<u>0.00</u>	<u>1,728.98</u>	<u>0.00</u>	<u>0.00</u>	<u>74,404.75</u>	<u>0.00</u>
810 - FBC Toll Road Operations													
State Pool													
TT02-TX TERM Toll Rd. Operation	AR-0024	State Pool	11/01/08	Open	<u>0.0000</u>	<u>0.00</u>	<u>0.00</u>	<u>0.00</u>	<u>0.00</u>	<u>0.00</u>	<u>0.00</u>	<u>0.00</u>	<u>0.00</u>
State Pool Total					<u>0.0000</u>	<u>0.00</u>	<u>0.00</u>	<u>0.00</u>	<u>0.00</u>	<u>0.00</u>	<u>0.00</u>	<u>0.00</u>	<u>0.00</u>
810 - FBC Toll Road Operations Total					<u>0.0000</u>	<u>0.00</u>	<u>0.00</u>	<u>0.00</u>	<u>0.00</u>	<u>0.00</u>	<u>0.00</u>	<u>0.00</u>	<u>0.00</u>
815 - Grand Parkway Operations													
State Pool													
MB14-MBIA GR PARKWAY OPERATIONS	AR-0043	State Pool	08/31/16	Open	<u>2.0894</u>	<u>4,782,988.70</u>	<u>4,782,988.70</u>	<u>0.00</u>	<u>8,473.30</u>	<u>0.00</u>	<u>0.00</u>	<u>282,983.22</u>	<u>0.00</u>
State Pool Total					<u>2.0894</u>	<u>4,782,988.70</u>	<u>4,782,988.70</u>	<u>0.00</u>	<u>8,473.30</u>	<u>0.00</u>	<u>0.00</u>	<u>282,983.22</u>	<u>0.00</u>
815 - Grand Parkway Operations Total					<u>2.0894</u>	<u>4,782,988.70</u>	<u>4,782,988.70</u>	<u>0.00</u>	<u>8,473.30</u>	<u>0.00</u>	<u>0.00</u>	<u>282,983.22</u>	<u>0.00</u>
LOG1 - LOGIC GENERAL													
State Pool													
LOG1-Logic- General	AR-0028	State Pool	11/10/08	Open	<u>2.0577</u>	<u>5,613,937.02</u>	<u>5,613,937.02</u>	<u>0.00</u>	<u>9,794.68</u>	<u>0.00</u>	<u>0.00</u>	<u>684,370.00</u>	<u>0.00</u>
State Pool Total					<u>2.0577</u>	<u>5,613,937.02</u>	<u>5,613,937.02</u>	<u>0.00</u>	<u>9,794.68</u>	<u>0.00</u>	<u>0.00</u>	<u>684,370.00</u>	<u>0.00</u>
LOG1 - LOGIC GENERAL Total					<u>2.0577</u>	<u>5,613,937.02</u>	<u>5,613,937.02</u>	<u>0.00</u>	<u>9,794.68</u>	<u>0.00</u>	<u>0.00</u>	<u>684,370.00</u>	<u>0.00</u>
LOG2 - LOGIC TOLL OPERATIONS													
State Pool													
LOG2-Logic-Toll Rd.Operations	AR-0029	State Pool	11/10/08	Open	<u>2.0467</u>	<u>1,077.59</u>	<u>1,077.59</u>	<u>0.00</u>	<u>1.87</u>	<u>0.00</u>	<u>0.00</u>	<u>62,408.67</u>	<u>0.00</u>
State Pool Total					<u>2.0467</u>	<u>1,077.59</u>	<u>1,077.59</u>	<u>0.00</u>	<u>1.87</u>	<u>0.00</u>	<u>0.00</u>	<u>62,408.67</u>	<u>0.00</u>
LOG2 - LOGIC TOLL OPERATIONS Total					<u>2.0467</u>	<u>1,077.59</u>	<u>1,077.59</u>	<u>0.00</u>	<u>1.87</u>	<u>0.00</u>	<u>0.00</u>	<u>62,408.67</u>	<u>0.00</u>
LOG5 - LOGIC DRAINAGE													
State Pool													
LOG5-Logic-Drainage	AR-0032	State Pool	11/10/08	Open	<u>2.0598</u>	<u>1,070.75</u>	<u>1,070.75</u>	<u>0.00</u>	<u>1.87</u>	<u>0.00</u>	<u>0.00</u>	<u>3,314.52</u>	<u>0.00</u>
State Pool Total					<u>2.0598</u>	<u>1,070.75</u>	<u>1,070.75</u>	<u>0.00</u>	<u>1.87</u>	<u>0.00</u>	<u>0.00</u>	<u>3,314.52</u>	<u>0.00</u>
LOG5 - LOGIC DRAINAGE Total					<u>2.0598</u>	<u>1,070.75</u>	<u>1,070.75</u>	<u>0.00</u>	<u>1.87</u>	<u>0.00</u>	<u>0.00</u>	<u>3,314.52</u>	<u>0.00</u>
LOG8 - LOGIC ROAD & BRIDGE													
State Pool													
LOG8-Logic-Road & Bridge	AR-0035	State Pool	11/10/08	Open	<u>2.0589</u>	<u>1,071.20</u>	<u>1,071.20</u>	<u>0.00</u>	<u>1.87</u>	<u>0.00</u>	<u>0.00</u>	<u>6,558.72</u>	<u>0.00</u>
State Pool Total					<u>2.0589</u>	<u>1,071.20</u>	<u>1,071.20</u>	<u>0.00</u>	<u>1.87</u>	<u>0.00</u>	<u>0.00</u>	<u>6,558.72</u>	<u>0.00</u>
LOG8 - LOGIC ROAD & BRIDGE Total					<u>2.0589</u>	<u>1,071.20</u>	<u>1,071.20</u>	<u>0.00</u>	<u>1.87</u>	<u>0.00</u>	<u>0.00</u>	<u>6,558.72</u>	<u>0.00</u>
MB02 - MBIA GENERAL													

Interest Accrual
Ft. Bend County
Effective Interest - Actual Life
Receipts in Period
10/01/19 - 10/31/19

11

CUSIP	Invest Number	Security Description	Purchase Date	Sale Date	Yield Earned	Ending Par Val/Shares	Ending Amort Val/Cost	Purchased Interest	Int/Div Rec In the Perd	Int/Div Accrued In the Perd	PTD Purch Received	Int/Div Rec Purch/Date	Int/Div Accrued Purch/Date
State Pool													
MB02-MBIA General	AR-0015	State Pool	11/01/08	Open	<u>2.0894</u>	<u>7,879,092.84</u>	<u>7,879,092.84</u>	<u>0.00</u>	<u>13,958.21</u>	<u>0.00</u>	<u>0.00</u>	<u>608,443.21</u>	<u>0.00</u>
State Pool Total					<u>2.0894</u>	<u>7,879,092.84</u>	<u>7,879,092.84</u>	<u>0.00</u>	<u>13,958.21</u>	<u>0.00</u>	<u>0.00</u>	<u>608,443.21</u>	<u>0.00</u>
MB02 - MBIA GENERAL Total					<u>2.0894</u>	<u>7,879,092.84</u>	<u>7,879,092.84</u>	<u>0.00</u>	<u>13,958.21</u>	<u>0.00</u>	<u>0.00</u>	<u>608,443.21</u>	<u>0.00</u>
MB03 - MBIA ROAD & BRIDGE													
State Pool													
MB03-MBIA Road & Bridge	AR-0016	State Pool	11/01/08	Open	<u>2.0893</u>	<u>53,312.63</u>	<u>53,312.63</u>	<u>0.00</u>	<u>94.44</u>	<u>0.00</u>	<u>0.00</u>	<u>94,051.78</u>	<u>0.00</u>
State Pool Total					<u>2.0893</u>	<u>53,312.63</u>	<u>53,312.63</u>	<u>0.00</u>	<u>94.44</u>	<u>0.00</u>	<u>0.00</u>	<u>94,051.78</u>	<u>0.00</u>
MB03 - MBIA ROAD & BRIDGE Total					<u>2.0893</u>	<u>53,312.63</u>	<u>53,312.63</u>	<u>0.00</u>	<u>94.44</u>	<u>0.00</u>	<u>0.00</u>	<u>94,051.78</u>	<u>0.00</u>
MB04 - MBIA DRAINAGE													
State Pool													
MB04-MBIA Drainage	AR-0017	State Pool	11/01/08	Open	<u>2.0895</u>	<u>764,816.86</u>	<u>764,816.86</u>	<u>0.00</u>	<u>1,354.93</u>	<u>0.00</u>	<u>0.00</u>	<u>122,144.77</u>	<u>0.00</u>
State Pool Total					<u>2.0895</u>	<u>764,816.86</u>	<u>764,816.86</u>	<u>0.00</u>	<u>1,354.93</u>	<u>0.00</u>	<u>0.00</u>	<u>122,144.77</u>	<u>0.00</u>
MB04 - MBIA DRAINAGE Total					<u>2.0895</u>	<u>764,816.86</u>	<u>764,816.86</u>	<u>0.00</u>	<u>1,354.93</u>	<u>0.00</u>	<u>0.00</u>	<u>122,144.77</u>	<u>0.00</u>
MB06 - MBIA TOLL RD OPERATIONS													
State Pool													
MB06-MBIA Toll Rd. Operations	AR-0019	State Pool	11/01/08	Open	<u>2.0894</u>	<u>8,766,668.62</u>	<u>8,766,668.62</u>	<u>0.00</u>	<u>15,530.59</u>	<u>0.00</u>	<u>0.00</u>	<u>482,605.42</u>	<u>0.00</u>
State Pool Total					<u>2.0894</u>	<u>8,766,668.62</u>	<u>8,766,668.62</u>	<u>0.00</u>	<u>15,530.59</u>	<u>0.00</u>	<u>0.00</u>	<u>482,605.42</u>	<u>0.00</u>
MB06 - MBIA TOLL RD OPERATIONS Total					<u>2.0894</u>	<u>8,766,668.62</u>	<u>8,766,668.62</u>	<u>0.00</u>	<u>15,530.59</u>	<u>0.00</u>	<u>0.00</u>	<u>482,605.42</u>	<u>0.00</u>
PROS - Prosperity Money Mkt. Accts.													
Money Market													
Prosperity-Money Market Accts.	AR-0009	Money Market	11/30/03	Open	<u>2.1210</u>	<u>245,693,216.16</u>	<u>245,693,216.16</u>	<u>0.00</u>	<u>499,979.80</u>	<u>0.00</u>	<u>0.00</u>	<u>42,639,475.03</u>	<u>0.00</u>
Money Market Total					<u>2.1210</u>	<u>245,693,216.16</u>	<u>245,693,216.16</u>	<u>0.00</u>	<u>499,979.80</u>	<u>0.00</u>	<u>0.00</u>	<u>42,639,475.03</u>	<u>0.00</u>
PROS - Prosperity Money Mkt. Accts. Total					<u>2.1210</u>	<u>245,693,216.16</u>	<u>245,693,216.16</u>	<u>0.00</u>	<u>499,979.80</u>	<u>0.00</u>	<u>0.00</u>	<u>42,639,475.03</u>	<u>0.00</u>
TT00 - TEXAS TERM GENERAL													
State Pool													
TT00-TX TERM General	AR-0022	State Pool	11/01/08	Open	<u>1.9644</u>	<u>1,062.60</u>	<u>1,062.60</u>	<u>0.00</u>	<u>1.77</u>	<u>0.00</u>	<u>0.00</u>	<u>21,447.37</u>	<u>0.00</u>
State Pool Total					<u>1.9644</u>	<u>1,062.60</u>	<u>1,062.60</u>	<u>0.00</u>	<u>1.77</u>	<u>0.00</u>	<u>0.00</u>	<u>21,447.37</u>	<u>0.00</u>
TT00 - TEXAS TERM GENERAL Total					<u>1.9644</u>	<u>1,062.60</u>	<u>1,062.60</u>	<u>0.00</u>	<u>1.77</u>	<u>0.00</u>	<u>0.00</u>	<u>21,447.37</u>	<u>0.00</u>
TT02 - TEXAS TERM TOLL OPERATIONS													
State Pool													
TT02-TX TERM Toll Rd. Operation	AR-0024	State Pool	11/01/08	Open	<u>1.9666</u>	<u>1,061.40</u>	<u>1,061.40</u>	<u>0.00</u>	<u>1.77</u>	<u>0.00</u>	<u>0.00</u>	<u>17,991.30</u>	<u>0.00</u>
State Pool Total					<u>1.9666</u>	<u>1,061.40</u>	<u>1,061.40</u>	<u>0.00</u>	<u>1.77</u>	<u>0.00</u>	<u>0.00</u>	<u>17,991.30</u>	<u>0.00</u>
TT02 - TEXAS TERM TOLL OPERATIONS Total					<u>1.9666</u>	<u>1,061.40</u>	<u>1,061.40</u>	<u>0.00</u>	<u>1.77</u>	<u>0.00</u>	<u>0.00</u>	<u>17,991.30</u>	<u>0.00</u>
TT04 - TEXAS TERM ROAD & BRIDGE													
State Pool													
TT04-TX TERM Road & Bridge	AR-0026	State Pool	11/01/08	Open	<u>1.9703</u>	<u>1,059.46</u>	<u>1,059.46</u>	<u>0.00</u>	<u>1.77</u>	<u>0.00</u>	<u>0.00</u>	<u>8,266.74</u>	<u>0.00</u>
State Pool Total					<u>1.9703</u>	<u>1,059.46</u>	<u>1,059.46</u>	<u>0.00</u>	<u>1.77</u>	<u>0.00</u>	<u>0.00</u>	<u>8,266.74</u>	<u>0.00</u>
TT04 - TEXAS TERM ROAD & BRIDGE Total					<u>1.9703</u>	<u>1,059.46</u>	<u>1,059.46</u>	<u>0.00</u>	<u>1.77</u>	<u>0.00</u>	<u>0.00</u>	<u>8,266.74</u>	<u>0.00</u>
TT05 - TEXAS TERM DRAINAGE													
State Pool													
TT05-TX TERM Drainage	AR-0027	State Pool	11/01/08	Open	<u>1.9797</u>	<u>351.48</u>	<u>351.48</u>	<u>0.00</u>	<u>0.59</u>	<u>0.00</u>	<u>0.00</u>	<u>5,030.75</u>	<u>0.00</u>
State Pool Total					<u>1.9797</u>	<u>351.48</u>	<u>351.48</u>	<u>0.00</u>	<u>0.59</u>	<u>0.00</u>	<u>0.00</u>	<u>5,030.75</u>	<u>0.00</u>
TT05 - TEXAS TERM DRAINAGE Total					<u>1.9797</u>	<u>351.48</u>	<u>351.48</u>	<u>0.00</u>	<u>0.59</u>	<u>0.00</u>	<u>0.00</u>	<u>5,030.75</u>	<u>0.00</u>

Premium/Discount Amortization
Ft. Bend County
Effective Interest - Actual Life
Receipts in Period
10/01/19 - 10/31/19

12

CUSIP	Invest Number	Security Description	Purchase Date	Amortiz Date	Yield Earned	Beginning Par Val/Shares	Beginning Unamor Val/Cost	Premium Discount	Ending Par Val/Shares	Ending Amor Val/Cost	Unamor Prem/Dscnt	Amortization In the Perd	Amortization Purch/Date
Money Market													
Prosperity-Money Market Accts.	AR-0009	Money Market	11/30/03	Open	2.1210	278,634,802.91	278,634,802.91	0.00	245,693,216.16	245,693,216.16	0.00	0.00	0.00
Money Market Total					2.1210	278,634,802.91	278,634,802.91	0.00	245,693,216.16	245,693,216.16	0.00	0.00	0.00
State Pool													
MB02-MBIA General	AR-0015	State Pool	11/01/08	Open	2.0894	7,865,134.63	7,865,134.63	0.00	7,879,092.84	7,879,092.84	0.00	0.00	0.00
MB03-MBIA Road & Bridge	AR-0016	State Pool	11/01/08	Open	2.0893	53,218.19	53,218.19	0.00	53,312.63	53,312.63	0.00	0.00	0.00
MB04-MBIA Drainage	AR-0017	State Pool	11/01/08	Open	2.0895	763,461.93	763,461.93	0.00	764,816.86	764,816.86	0.00	0.00	0.00
MB06-MBIA Toll Rd. Operations	AR-0019	State Pool	11/01/08	Open	2.0894	8,751,138.03	8,751,138.03	0.00	8,766,668.62	8,766,668.62	0.00	0.00	0.00
TT00-TX TERM General	AR-0022	State Pool	11/01/08	Open	1.9644	1,060.83	1,060.83	0.00	1,062.60	1,062.60	0.00	0.00	0.00
TT02-TX TERM Toll Rd. Operation	AR-0024	State Pool	11/01/08	Open	1.9666	1,059.63	1,059.63	0.00	1,061.40	1,061.40	0.00	0.00	0.00
TT04-TX TERM Road & Bridge	AR-0026	State Pool	11/01/08	Open	1.9703	1,057.69	1,057.69	0.00	1,059.46	1,059.46	0.00	0.00	0.00
TT05-TX TERM Drainage	AR-0027	State Pool	11/01/08	Open	1.9797	350.89	350.89	0.00	351.48	351.48	0.00	0.00	0.00
LOG1-Logic- General	AR-0028	State Pool	11/10/08	Open	2.0577	5,604,142.34	5,604,142.34	0.00	5,613,937.02	5,613,937.02	0.00	0.00	0.00
LOG2-Logic-Toll Rd.Operations	AR-0029	State Pool	11/10/08	Open	2.0467	1,075.72	1,075.72	0.00	1,077.59	1,077.59	0.00	0.00	0.00
LOG5-Logic-Drainage	AR-0032	State Pool	11/10/08	Open	2.0598	1,068.88	1,068.88	0.00	1,070.75	1,070.75	0.00	0.00	0.00
LOG8-Logic-Road & Bridge	AR-0035	State Pool	11/10/08	Open	2.0589	1,069.33	1,069.33	0.00	1,071.20	1,071.20	0.00	0.00	0.00
MB12-MBIA ESD 100 AGREEMENT	AR-0041	State Pool	08/31/16	Open	2.0895	974,234.53	974,234.53	0.00	975,963.51	975,963.51	0.00	0.00	0.00
MB13-MBIA ASSISTANCE DIST #1	AR-0042	State Pool	08/31/16	Open	2.0894	90,035.17	90,035.17	0.00	90,194.95	90,194.95	0.00	0.00	0.00
MB14-MBIA GR PARKWAY OPERATIONS	AR-0043	State Pool	08/31/16	Open	2.0894	4,774,515.40	4,774,515.40	0.00	4,782,988.70	4,782,988.70	0.00	0.00	0.00
State Pool Total					2.0833	28,882,623.19	28,882,623.19	0.00	28,933,729.61	28,933,729.61	0.00	0.00	0.00
Investment Total					2.1174	307,517,426.10	307,517,426.10	0.00	274,626,945.77	274,626,945.77	0.00	0.00	0.00

Open Investments

Ft. Bend County

Effective Interest - Actual Life
Receipts in Period
10/31/19


CUSIP	Invest Number	Security Description	Invest Class	Purchase Date	Call Date	Purchase Institut	SafeKeep Institut	Issuing Institut	Yield Matur	Yield Call	Original Unit Cost	Original Par Val/Shares	Original Princ/Cost	Orig Prem Discount	Ending Unit Price	Ending Par Val/Shares	Ending Amor Val/Cost	Unamor Prem/Dscnt
Money Market																		
Prosperity-Money Market Accts.																		
	AR-0009	Money Market		11/30/03	Open	100	None	100	2.2360	2.2360	1.000000	12,505,577.66	12,505,577.66	0.00	1.000000	245,693,216.16	245,693,216.16	0.00
Money Market Total																		
									<u>2.2360</u>	<u>2.2360</u>	<u>1.000000</u>	<u>12,505,577.66</u>	<u>12,505,577.66</u>	<u>0.00</u>	<u>1.000000</u>	<u>245,693,216.16</u>	<u>245,693,216.16</u>	<u>0.00</u>
State Pool																		
MB02-MBIA General																		
	AR-0015	State Pool		11/01/08	Open	2000	None	2000	2.0900	2.0900	1.000000	17,374,917.83	17,374,917.83	0.00	1.000000	7,879,092.84	7,879,092.84	0.00
MB03-MBIA Road & Bridge																		
	AR-0016	State Pool		11/01/08	Open	2000	None	2000	2.0900	2.0900	1.000000	2,856,438.24	2,856,438.24	0.00	1.000000	53,312.63	53,312.63	0.00
MB04-MBIA Drainage																		
	AR-0017	State Pool		11/01/08	Open	2000	None	2000	2.0900	2.0900	1.000000	1,267,218.21	1,267,218.21	0.00	1.000000	764,816.86	764,816.86	0.00
MB06-MBIA Toll Rd. Operations																		
	AR-0019	State Pool		11/01/08	Open	2000	None	2000	2.0900	2.0900	1.000000	3,143,377.27	3,143,377.27	0.00	1.000000	8,766,668.62	8,766,668.62	0.00
TT00-TX TERM General																		
	AR-0022	State Pool		11/01/08	Open	2005	None	2005	1.9700	1.9700	1.000000	10,006,437.87	10,006,437.87	0.00	1.000000	1,062.60	1,062.60	0.00
TT02-TX TERM Toll Rd. Operation																		
	AR-0024	State Pool		11/01/08	Open	2005	None	2005	1.9700	1.9700	0.000000	0.00	0.00	0.00	1.000000	1,061.40	1,061.40	0.00
TT04-TX TERM Road & Bridge																		
	AR-0026	State Pool		11/01/08	Open	2005	None	2005	1.9700	1.9700	1.000000	10,463.28	10,463.28	0.00	1.000000	1,059.46	1,059.46	0.00
TT05-TX TERM Drainage																		
	AR-0027	State Pool		11/01/08	Open	2005	None	2005	1.9700	1.9700	1.000000	109,774.61	109,774.61	0.00	1.000000	351.48	351.48	0.00
LOG1-Logic- General																		
	AR-0028	State Pool		11/10/08	Open	200	None	200	2.0578	2.0578	1.000000	10,000,000.00	10,000,000.00	0.00	1.000000	5,613,937.02	5,613,937.02	0.00
LOG2-Logic-Toll Rd.Operations																		
	AR-0029	State Pool		11/10/08	Open	200	None	200	2.0578	2.0578	1.000000	2,000,000.00	2,000,000.00	0.00	1.000000	1,077.59	1,077.59	0.00
LOG5-Logic-Drainage																		
	AR-0032	State Pool		11/10/08	Open	200	None	200	2.0578	2.0578	1.000000	500,000.00	500,000.00	0.00	1.000000	1,070.75	1,070.75	0.00
LOG8-Logic-Road & Bridge																		
	AR-0035	State Pool		11/10/08	Open	200	None	200	2.0578	2.0578	1.000000	1,000,000.00	1,000,000.00	0.00	1.000000	1,071.20	1,071.20	0.00
MB12-MBIA ESD 100 AGREEMENT																		
	AR-0041	State Pool		08/31/16	Open	2000	None	2000	2.0900	2.0900	1.000000	3,900,000.00	3,900,000.00	0.00	1.000000	975,963.51	975,963.51	0.00
MB13-MBIA ASSISTANCE DIST #1																		
	AR-0042	State Pool		08/31/16	Open	2000	None	2000	2.0900	2.0900	1.000000	10,000,000.00	10,000,000.00	0.00	1.000000	90,194.95	90,194.95	0.00
MB14-MBIA GR PARKWAY OPERATIONS																		
	AR-0043	State Pool		08/31/16	Open	2000	None	2000	2.0900	2.0900	1.000000	8,500,000.00	8,500,000.00	0.00	1.000000	4,782,988.70	4,782,988.70	0.00
State Pool Total																		
									<u>2.0837</u>	<u>2.0837</u>	<u>1.000000</u>	<u>70,668,627.31</u>	<u>70,668,627.31</u>	<u>0.00</u>	<u>1.000000</u>	<u>28,933,729.61</u>	<u>28,933,729.61</u>	<u>0.00</u>
Investment Total																		
									<u>2.2199</u>	<u>2.2199</u>	<u>1.000000</u>	<u>83,174,204.97</u>	<u>83,174,204.97</u>	<u>0.00</u>	<u>1.000000</u>	<u>274,626,945.77</u>	<u>274,626,945.77</u>	<u>0.00</u>

Open Investments

Ft. Bend County

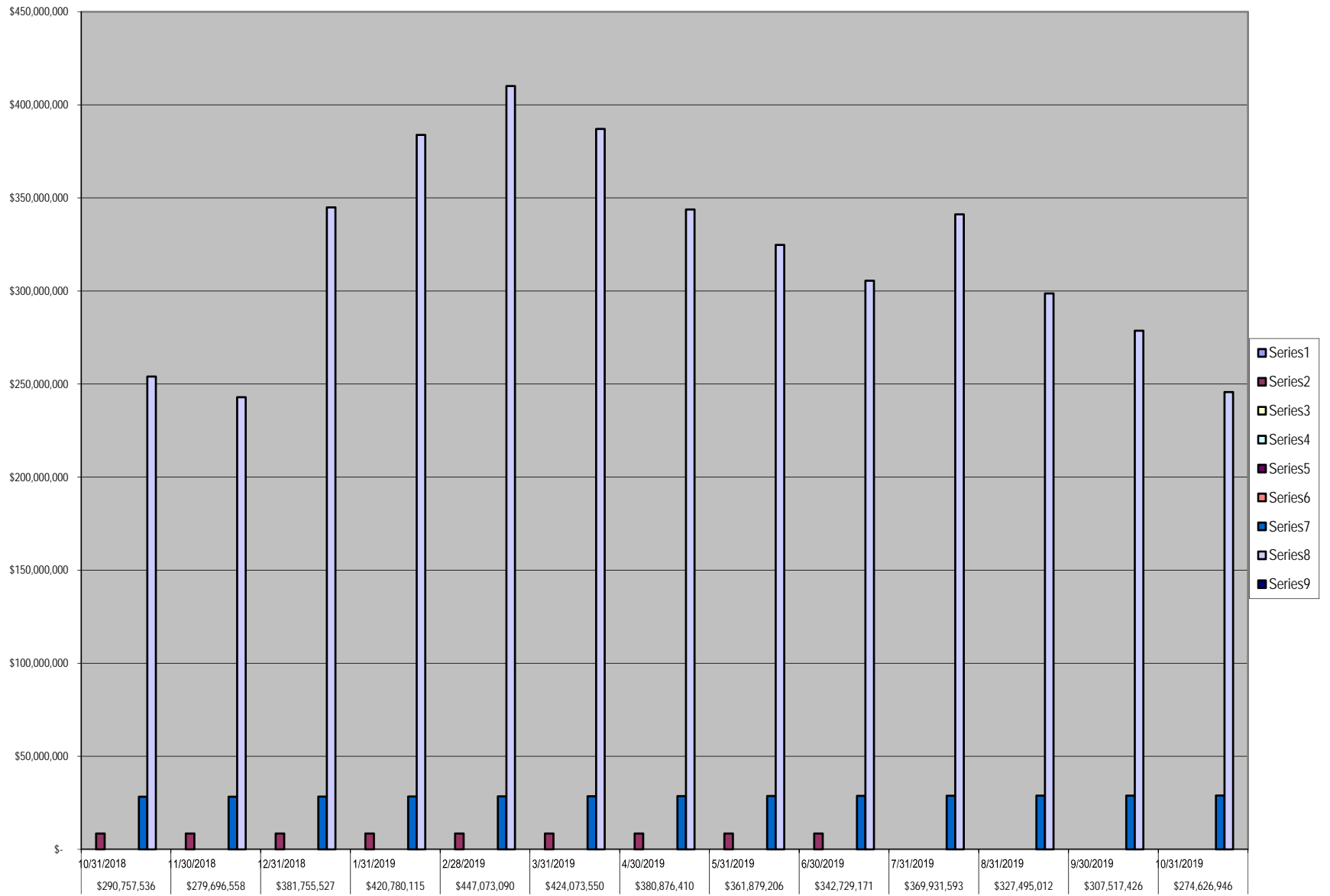
Effective Interest - Actual Life
Receipts in Period
10/31/19

Showing Ending Par Val/Shares: \$274,626,945.77



FBC INVESTMENT TRAILING 12 MONTHS

Open		FARMERS													
Investments		MAC DN	FFCB	FHLB	FHLMC	FNMA	FNMA	DISCOUNT	NOTE	State Pool	Prosperity	Prosperity -			
											Money Market	Invst. Acct.			
\$ 290,757,536	10/31/2018	\$ -	\$ 8,500,000	\$ -	\$ -	\$ -	\$ -	\$ -	\$ -	\$ 28,233,417	\$ 254,024,119	\$ -			
\$ 279,696,558	11/30/2018	\$ -	\$ 8,500,000	\$ -	\$ -	\$ -	\$ -	\$ -	\$ -	\$ 28,289,641	\$ 242,906,917	\$ -			
\$ 381,755,527	12/31/2018	\$ -	\$ 8,500,000	\$ -	\$ -	\$ -	\$ -	\$ -	\$ -	\$ 28,349,750	\$ 344,905,777	\$ -			
\$ 420,780,115	1/31/2019	\$ -	\$ 8,500,000	\$ -	\$ -	\$ -	\$ -	\$ -	\$ -	\$ 28,412,845	\$ 383,867,270	\$ -			
\$ 447,073,090	2/28/2019	\$ -	\$ 8,500,000	\$ -	\$ -	\$ -	\$ -	\$ -	\$ -	\$ 28,470,192	\$ 410,102,898	\$ -			
\$ 424,073,550	3/31/2019	\$ -	\$ 8,500,000	\$ -	\$ -	\$ -	\$ -	\$ -	\$ -	\$ 28,533,341	\$ 387,040,209	\$ -			
\$ 380,876,410	4/30/2019	\$ -	\$ 8,500,000	\$ -	\$ -	\$ -	\$ -	\$ -	\$ -	\$ 28,593,971	\$ 343,782,439	\$ -			
\$ 361,879,206	5/31/2019	\$ -	\$ 8,500,000	\$ -	\$ -	\$ -	\$ -	\$ -	\$ -	\$ 28,656,035	\$ 324,723,171	\$ -			
\$ 342,729,171	6/30/2019	\$ -	\$ 8,500,000	\$ -	\$ -	\$ -	\$ -	\$ -	\$ -	\$ 28,715,021	\$ 305,514,150	\$ -			
\$ 369,931,593	7/31/2019	\$ -	\$ -	\$ -	\$ -	\$ -	\$ -	\$ -	\$ -	\$ 28,774,118	\$ 341,157,475	\$ -			
\$ 327,495,012	8/31/2019	\$ -	\$ -	\$ -	\$ -	\$ -	\$ -	\$ -	\$ -	\$ 28,830,154	\$ 298,664,858	\$ -			
\$ 307,517,426	9/30/2019	\$ -	\$ -	\$ -	\$ -	\$ -	\$ -	\$ -	\$ -	\$ 28,882,623	\$ 278,634,803	\$ -			
\$ 274,626,946	10/31/2019	\$ -	\$ -	\$ -	\$ -	\$ -	\$ -	\$ -	\$ -	\$ 28,933,730	\$ 245,693,216	\$ -			



Wendt, Sandra

From: Laura Turner (111) <Laura.Turner@prosperitybankusa.com>
Sent: Tuesday, October 1, 2019 8:15 AM
To: Surratt, Carrie; Brogdon, Jennifer; Segura, Maria; Elster, Melissa; Wendt, Sandra
Subject: October interest rate

CAUTION: This email originated from outside of the organization. Do not click links or open attachments unless you recognize the sender and know the content is safe.

In accordance to the Depository bid, the variable interest rate for the month of October will reflect the change in the 91 day T-bill rate. The 91 day T-bill investment rate is 1.946%. Rate paid will be 2.236% (1.946% + .29%) on the General Fund and all other accounts.

Thank you!
 Laura

Laura Turner

Assistant Vice President

Lending Assistant

Prosperity Bank

Sugar Land Banking Center

14060 Southwest Freeway

Sugar Land, TX 77478

Phone: 281-269-7200

Direct: 281-269-7254

Fax: 281-269-7108

Shoretel: 37254

Email: Laura.Turner@ProsperityBankUSA.com

NYSE: PB

**Handy information should the need arise.....**

281-242-4762 Fastline

1.866.985.2273 To Activate & Pin your Debit Card

1.800.684.2132 Report your card Lost/Stolen ATM/Debit Card

1.800.531.1401 Customer Service Center Mon-->Fri. 7am-7pm & Sat. 9am-5pm (can also assist with debit card issues).

 Please consider the environment before printing this e-mail - think Green 



Daily Rates

October 2019

TXCLASS

AVERAGE MONTHLY YIELD: 2.09%

Date	Dividend Rate	Daily Yield
01-Oct-19	0.000058862	2.15%
02-Oct-19	0.000058496	2.14%
03-Oct-19	0.000058274	2.13%
04-Oct-19	0.000058239	2.13%
05-Oct-19	0.000058239	2.13%
06-Oct-19	0.000058239	2.13%
07-Oct-19	0.000058039	2.12%
08-Oct-19	0.000057974	2.12%
09-Oct-19	0.000057822	2.11%
10-Oct-19	0.000057890	2.11%
11-Oct-19	0.000057701	2.11%
12-Oct-19	0.000057701	2.11%
13-Oct-19	0.000057701	2.11%
14-Oct-19	0.000057701	2.11%
15-Oct-19	0.000057137	2.09%
16-Oct-19	0.000057400	2.10%
17-Oct-19	0.000057354	2.09%
18-Oct-19	0.000057187	2.09%
19-Oct-19	0.000057187	2.09%
20-Oct-19	0.000057187	2.09%
21-Oct-19	0.000056852	2.08%
22-Oct-19	0.000056578	2.07%
23-Oct-19	0.000056323	2.06%
24-Oct-19	0.000056236	2.05%
25-Oct-19	0.000055922	2.04%
26-Oct-19	0.000055922	2.04%
27-Oct-19	0.000055922	2.04%
28-Oct-19	0.000055932	2.04%
29-Oct-19	0.000055921	2.04%
30-Oct-19	0.000055870	2.04%
31-Oct-19	0.000055414	2.02%

Current Rates:

October 31, 2019

Current Yield¹

1.90%

Historical Rates

Monthly Distribution Yields²

	<u>2010</u>	<u>2011</u>	<u>2012</u>	<u>2013</u>	<u>2014</u>	<u>2015</u>	<u>2016</u>	<u>2017</u>	<u>2018</u>	<u>2019</u>
January	0.17%	0.14%	0.08%	0.12%	0.04%	0.07%	0.35%	0.58%	1.34%	2.40%
February	0.17%	0.17%	0.10%	0.10%	0.04%	0.08%	0.39%	0.59%	1.40%	2.40%
March	0.18%	0.14%	0.10%	0.10%	0.04%	0.09%	0.41%	0.66%	1.50%	2.41%
April	0.19%	0.10%	0.10%	0.08%	0.04%	0.09%	0.42%	0.75%	1.65%	2.42%
May	0.19%	0.09%	0.12%	0.08%	0.04%	0.09%	0.43%	0.76%	1.75%	2.41%
June	0.21%	0.09%	0.13%	0.05%	0.04%	0.09%	0.44%	0.85%	1.85%	2.41%
July	0.23%	0.06%	0.13%	0.05%	0.05%	0.10%	0.45%	0.96%	1.96%	2.38%
August	0.24%	0.08%	0.13%	0.05%	0.06%	0.11%	0.47%	1.00%	1.99%	2.21%
September	0.21%	0.07%	0.13%	0.05%	0.06%	0.13%	0.50%	1.03%	2.03%	2.15%
October	0.19%	0.07%	0.13%	0.04%	0.06%	0.15%	0.47%	1.05%	2.15%	1.97%
November	0.17%	0.08%	0.13%	0.04%	0.06%	0.15%	0.45%	1.09%	2.21%	
December	0.15%	0.11%	0.13%	0.04%	0.07%	0.23%	0.50%	1.21%	2.32%	

**Call Toll-Free
1-866-TEX-TERM**

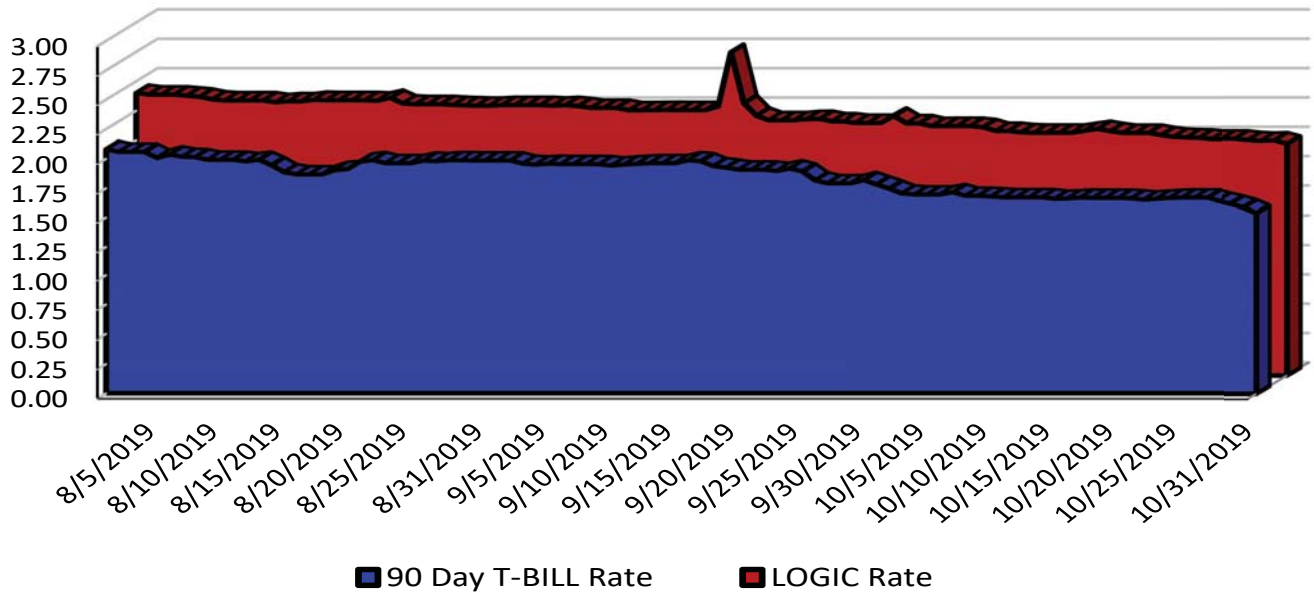
Past performance is not indicative of future results and yields may vary.

(1) The current yield, which is also known as the current annualized yield or current seven-day yield, represents the net change, exclusive of capital changes and income other than investment income, in the value of a hypothetical account with a balance of one share (normally \$1.00 per share) over a seven-day base period expressed as a percentage of the value of one share at the beginning of the seven-day period. This resulting net change in account value is then annualized by multiplying it by 365 and dividing the result by 7. The yields shown may reflect fee waivers by service providers that subsidize and reduce the total operating expenses of the TexasDAAILY portfolio. Portfolio yields would be lower if there were no such waivers.

(2) The monthly distribution yield represents the sum of a month's one-day allocation factors divided by the number of days in that month, and multiplied by 365. The yields shown may reflect fee waivers by service providers that subsidize and reduce the total operating expenses of the TexasDAAILY portfolio. Portfolio yields would be lower if there were no such waivers.

*This information is for institutional investor use only, not for further distribution to retail investors, and does not represent an offer to sell or a solicitation of an offer to buy or sell any fund or other security. Investors should consider the Pool's investment objectives, risks, charges and expenses before investing. This and other information about the Pool is available in the Pool's Information Statement, which should be read carefully before investing. A copy of the Pool's Information Statement may be obtained by calling 1-866-839-8376 or is available on the Pool's website at www.texasterm.net. While TexasDAAILY seeks to maintain a stable net asset value of \$1.00 per share and TexasTERM seeks to achieve a net asset value of \$1.00 per share at its stated maturity, it is possible to lose money investing in the Pool. An investment in the Pool is not insured or guaranteed by the Federal Deposit Insurance Corporation or any other government agency. Shares of the Pool are distributed by **PFM Fund Distributors, Inc.**, member Financial Industry Regulatory Authority (FINRA) (www.finra.org) and Securities Investor Protection Corporation (SIPC) (www.sipc.org). PFM Fund Distributors, Inc. is a wholly owned subsidiary of PFM Asset Management LLC.*

LOGIC versus 90-Day Treasury Bill



This material is for information purposes only. This information does not represent an offer to buy or sell a security. The above rate information is obtained from sources that are believed to be reliable; however, its accuracy or completeness may be subject to change. The LOGIC management fee may be waived in full or in part at the discretion of the LOGIC co-administrators and the LOGIC rate for the period shown reflects waiver of fees. This table represents historical investment performance/return to the customer, net of fees, and is not an indication of future performance. An investment in the security is not insured or guaranteed by the Federal Deposit Insurance Corporation or any other government agency. Although the issuer seeks to preserve the value of an investment at \$1.00 per share, it is possible to lose money by investing in the security. Information about these and other program details are in the fund's Information Statement which should be read carefully before investing. The yield on the 90-Day Treasury Bill ("T-Bill Yield") is shown for comparative purposes only. When comparing the investment returns of the LOGIC pool to the T-Bill Yield, you should know that the LOGIC pool consist of allocations of specific diversified securities as detailed in the respective Information Statements. The T-Bill Yield is taken from Bloomberg Finance L.P. and represents the daily closing yield on the then current 90-day T-Bill. The LOGIC yield is calculated in accordance with regulations governing the registration of open-end management investment companies under the Investment Company Act of 1940 as promulgated from time to time by the federal Securities and Exchange Commission.

Daily Summary for October 2019

Date	Mny Mkt Fund Equiv. [SEC Std.]	Daily Allocation Factor	LOGIC Invested Balance	Market Value Per Share	WAM Days (1)*	WAM Days (2)*
10/1/2019	2.1394%	0.000058613	\$6,197,238,112.81	1.000024	50	89
10/2/2019	2.1397%	0.000058623	\$6,195,892,795.89	1.000019	51	89
10/3/2019	2.1156%	0.000057961	\$6,177,205,286.16	1.000014	51	89
10/4/2019	2.1174%	0.000058012	\$6,141,061,462.69	0.999964	50	87
10/5/2019	2.1174%	0.000058012	\$6,141,061,462.69	0.999964	50	87
10/6/2019	2.1174%	0.000058012	\$6,141,061,462.69	0.999964	50	87
10/7/2019	2.1065%	0.000057713	\$6,138,870,159.40	1.000000	50	88
10/8/2019	2.0751%	0.000056851	\$6,315,691,967.86	1.000032	50	89
10/9/2019	2.0755%	0.000056864	\$6,308,810,052.83	1.000054	51	89
10/10/2019	2.0633%	0.000056529	\$6,299,766,059.92	1.000047	52	90
10/11/2019	2.0597%	0.000056430	\$6,324,021,636.19	0.999962	50	87
10/12/2019	2.0597%	0.000056430	\$6,324,021,636.19	0.999962	50	87
10/13/2019	2.0597%	0.000056430	\$6,324,021,636.19	0.999962	50	87
10/14/2019	2.0597%	0.000056430	\$6,324,021,636.19	0.999962	50	87
10/15/2019	2.0768%	0.000056898	\$6,184,610,571.34	1.000054	52	90
10/16/2019	2.0918%	0.000057309	\$6,215,012,314.62	1.000052	51	89
10/17/2019	2.0730%	0.000056794	\$6,216,508,452.82	1.000040	52	89
10/18/2019	2.0584%	0.000056395	\$6,193,011,684.16	0.999980	50	87
10/19/2019	2.0584%	0.000056395	\$6,193,011,684.16	0.999980	50	87
10/20/2019	2.0584%	0.000056395	\$6,193,011,684.16	0.999980	50	87
10/21/2019	2.0395%	0.000055877	\$6,206,113,799.73	1.000117	49	86
10/22/2019	2.0253%	0.000055488	\$6,171,509,100.33	1.000129	52	89
10/23/2019	2.0198%	0.000055338	\$6,187,000,667.17	1.000156	51	89
10/24/2019	2.0176%	0.000055278	\$6,161,188,071.16	1.000161	53	89
10/25/2019	2.0080%	0.000055015	\$6,332,149,323.90	1.000085	50	84
10/26/2019	2.0080%	0.000055015	\$6,332,149,323.90	1.000085	50	84
10/27/2019	2.0080%	0.000055015	\$6,332,149,323.90	1.000085	50	84
10/28/2019	1.9959%	0.000054682	\$6,337,099,397.66	1.000143	51	84
10/29/2019	1.9895%	0.000054507	\$6,326,371,257.59	1.000142	50	83
10/30/2019	1.9934%	0.000054614	\$6,223,207,674.32	1.000200	50	84
10/31/2019	1.9648%	0.000053831	\$6,313,681,339.23	1.000236	49	84
Average	2.0578%	0.000056379	\$6,240,984,872.19		50	87

Prosperity Bank
Money Market Accounts
October 31, 2019

FUND	DESCRIPTION	BEGINNING BALANCE	DEPOSITS	WITH- DRAWALS	INTEREST	ENDING BALANCE
100	General Operating	69,178,283.16	27,774,505.86	60,137,047.00	106,222.78	36,921,964.80
150	Juvenile Operations	5,311,843.12	15,400,755.43	4,073,209.63	20,653.50	16,660,042.42
155	Road & Bridge	12,753,147.90	1,458,690.73	4,092,533.03	20,357.22	10,139,662.82
160	Drainage District	13,898,549.27	38,446.54	2,953,979.55	22,711.61	11,005,727.87
165	Lateral Road	1,108,797.31	64,306.08	-	2,188.41	1,175,291.80
170	Statue Restoration	4,558.52	-	-	8.66	4,567.18
175	City Water Assistance	23,558.91	231.41	389.71	44.70	23,445.31
185	Entex Contributions	4.65	-	-	0.01	4.66
190	H L & P Assistance	25,884.90	-	8,606.95	37.81	17,315.76
195	County Law Library	1,333,518.25	40,152.39	65,770.76	2,501.25	1,310,401.13
200	Law Enforcement Academy	462,766.13	600.00	5,396.77	874.75	458,844.11
205	Surface Water Supply Corp.	8,238.70	-	-	15.65	8,254.35
206	Industrial Development Corp	67,782.11	-	1,500.00	127.99	66,410.10
207	FBC Historical Commission	2,239.64	-	-	4.25	2,243.89
215	Library Donations	112,361.48	161.34	4,401.27	205.78	108,327.33
225	FBC Asset Forfeiture-Task-State	1,110,648.01	324.30	37,217.78	2,079.99	1,075,834.52
235	Probate Court Training	127,805.57	781.14	-	243.53	128,830.24
245	Alert Program-Juvenile	55,067.03	-	-	104.58	55,171.61
255	D A Asset Forfeiture-Fed.	54.78	-	-	0.10	54.88
265	Gus George Memorial	4,802.97	-	-	9.12	4,812.09
275	D A Special Fund Run	15,750.41	-	71.60	29.85	15,708.66
280	Co.Atty.Supplemental Salary	207,078.88	84,000.00	6,043.08	541.52	285,577.32
290	VIT Interest (Tax Coll)	45,498.47	18,012.35	-	108.58	63,619.40
300	FBC Elections	811,303.54	-	8,725.74	1,527.56	804,105.36
305	FBC Asset Forfeiture-Task-Fed.	93,517.42	-	15,500.00	164.30	78,181.72
310	Sheriff Ofc/Forfeiture-Assets-St.	713,705.37	57,321.79	7,893.90	1,353.81	764,487.07
315	Sheriff Ofc/Forfeiture-Assets-Fed.	269,632.78	-	8,447.65	504.01	261,689.14
320	Constable Pct. 2 F/A	23.76	-	-	0.05	23.81
322	Constable Pct 3 F/A	395.72	-	-	0.75	396.47
324	Constable Pct 1 F/A	85.84	-	-	0.16	86.00
332	Fire Marshal St. Ass't. Forfeiture	694.78	-	-	1.32	696.10
335	DA Asset Forfeiture-State	492,203.88	760.00	7,515.98	926.50	486,374.40
360	Law Enforcement Training	257,233.31	-	198.00	488.25	257,523.56
390	Child Protective Service IV-E	6,618.71	16,306.70	17,382.03	10.70	5,554.08

Prosperity Bank
Money Market Accounts
October 31, 2019

402	Hope 3 Program Sales	5,790.85	-	-	11.00	5,801.85
410	Child Support IVD Reimb.	316,574.64	1,760.47	-	601.95	318,937.06
415	Local Law Enf.Block Grant	29,074.31	27,855.00	-	67.16	56,996.47
440	Supervision	3,832,423.95	242,439.18	689,633.95	6,789.40	3,392,018.58
600/605	Debt Service Account	10,487,537.97	42,398.35	559,886.34	19,935.69	9,989,985.67
750	Mission Bend/Four Corners	3,442,882.35	-	385,908.14	6,345.20	3,063,319.41
756	2018 Facilities Bond Projects	20,502,008.84	-	441,490.74	38,636.11	20,099,154.21
758	2018 Mobility Projects	1,731,858.38	-	1,432,707.37	1,363.65	300,514.66
802	Sr. Lien Toll Rd Rev Bonds 2016	12,861,776.06	8,977.82	17,963.53	24,409.81	12,877,200.16
805	Grand Pkwy Toll RD Rev Bond	3,627,665.84	-	-	6,889.19	3,634,555.03
810	Toll Road Operations	58,230,915.31	6,495,159.39	5,626,010.34	113,779.46	59,213,843.82
815	Grand Pkwy Toll Road Ops	21,553,282.08	4,111,769.25	3,950,825.89	42,807.70	21,757,033.14
TREA	Treasurer's Account	5,414,037.75	11,878,051.44	16,936,784.87	4,361.82	359,666.14
INVE	FBC Investment Account	-	-	-	-	-
850M	Boon-Chapman Medical	2,178,047.09	2,000,159.47	2,858,776.62	3,041.50	1,322,471.44
850D	Boon-Chapman Dental	913,447.26	750,000.00	182,401.09	2,363.45	1,483,409.62
882	Boon-Chapman 125	210,161.40	65,346.19	58,934.59	391.16	216,964.16
884	Fee Officer's Account	1,950,387.12	2,397,658.21	2,129,497.01	-	2,218,548.32
912	JP Credit Card Processing	29,539.41	329,945.33	312,222.63	146.51	47,408.62
908	EMS Credit Card Processing	16,872.81	14,726.37	17,980.41	17.15	13,635.92
DACC	D A Credit Card Processing	7,822.14	21,689.23	27,288.46	12.43	2,235.34
PTCC	Public Transportation Credit Cards	9,415.24	26,124.26	21,293.00	22.26	14,268.76
CSCC	CSCD Credit Card	187,590.23	204,191.73	205,633.43	256.27	186,404.80
LBCC	Library Credit Card	4,087.02	12,370.83	15,881.26	4.91	581.50
JUCC	Juvenile Credit Card	875.85	5,497.38	6,063.03	0.96	311.16
SOCC	Sheriff Credit Card	21,758.03	24,952.23	25,562.73	38.71	21,186.24
130	Assistant Dist Number 1	5,058,113.30	361,038.83	1,006,025.71	9,111.38	4,422,237.80
131	Assistant Dist Number 2	2,388,245.47	107,746.72	7,927.50	4,667.26	2,492,731.95
133	Assistant Dist Number 4	1,429,997.19	22,888.73	450.00	2,744.89	1,455,180.81
134	Assistant Dist Number 5	236,234.00	1,671.67	450.00	450.55	237,906.22
135	Assistant Dist Number 6	2,961,758.29	93,691.34	4,718.23	5,740.97	3,056,472.37
136	Assistant Dist Number 7	425,867.52	47,975.56	26,740.17	825.16	447,928.07
137	Assistant Dist Number 8	28,677.54	6,415.46	3,469.00	57.31	31,681.31
138	Assistant Dist Number 9	1,290,818.99	46,951.21	450.00	2,511.54	1,339,831.74
139	Assistant Dist Number 10	296,366.26	31,390.76	540.00	602.94	327,819.96

Prosperity Bank
Money Market Accounts
October 31, 2019

140	Assistant Dist Number 11	259,921.77	47,773.05	2,360.00	553.91	305,888.73
145	Emergency Svc Dist 100	8,040,258.61	514,995.96	9,341.84	15,919.52	8,561,832.25
CCCS	Non Fee Officer CC Clearing Acct	120,393.33	94,414.54	23,889.55	308.78	191,227.10
GAS	FBC Fuel Account (Susser)	66.55	439,649.26	439,715.81	64.22	64.22
JPMT	Juror Payments	10,070.79	36,718.00	31,339.57	36.47	15,485.69
EPEC	Engineering Permitting E-Check	11,229.62	2,020.00	19.62	23.08	13,253.08
JE11	JP 1-1 E-Filing	1,147.50	4,927.00	5,590.50	2.33	486.33
JE12	JP 1-2 E-Filing	540.12	7,945.00	7,237.12	2.58	1,250.58
JE02	JP 2 E-Filing	2,640.48	14,884.00	16,083.48	4.60	1,445.60
JE03	JP 3 E-Filing	1,483.35	16,376.00	16,326.35	6.24	1,539.24
JE04	JP #4 E-Filing	1,485.02	10,728.50	10,946.02	3.57	1,271.07
	Total	278,634,802.91	75,526,629.78	108,968,196.33	499,979.80	245,693,216.16

Investment Report

Ft. Bend County

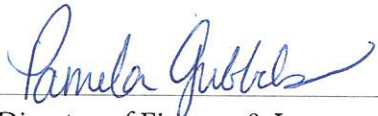
11/01/19 - 11/30/19

1

This report summarizes the investment position of Ft. Bend County for the period 11/01/19 to 11/30/19.

	10/31/19	11/30/19
Book Value	274,626,945.77	255,295,647.34
Market Value	274,626,945.77	255,295,647.34
Par Value	274,626,945.77	255,295,647.34
Change in Market Value		0.00
Weighted Average Maturity (in Days)	0	0
Weighted Average Yield-to-Maturity of Portfolio	2.2199%	1.9414%
Yield-to-Maturity of 90 Day T-Bill	1.5250%	1.5630%
Accrued Interest		0.00


This report is presented in accordance with the Texas Government Code Title 10 Section 2256.023. The below signed hereby certify that, to the best of their knowledge on the date this report was created, Ft. Bend County is in compliance with the provisions of Government Code 2256 and with the stated policies and strategies of Ft. Bend County.



Director of Finance & Investments

3-2-2020

Date



County Treasurer

3-4-2020

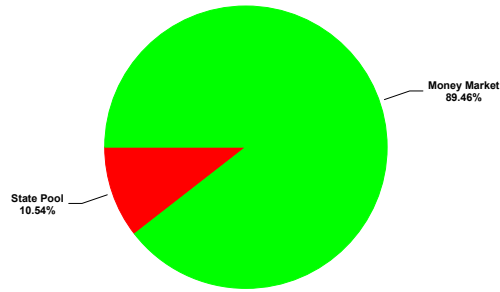
Date

Investment Report

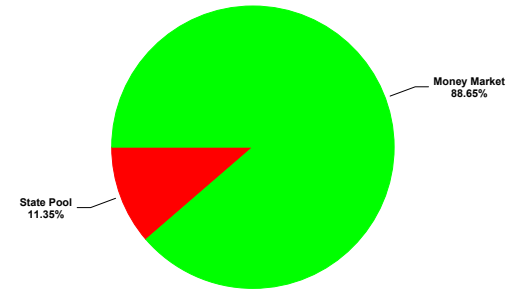
Ft. Bend County

11/01/19 - 11/30/19


Portfolio Composition - 10/31/19



Portfolio Composition - 11/30/19




Maturity Aging - 10/31/19 vs 11/30/19



■ Previous Period ■ Current Period

Portfolio Performance - 11/01/19 to 11/30/19



— Portfolio — 90 Day T-Bill

GASB 31 Compliance Ft. Bend County

Effective Interest - Actual Life
Receipts in Period
11/01/19 - 11/30/19

CUSIP	Invest Number	Security Description	Purchase Date	Sale Date	Valuation Method	Yield Earned	Price Source 11/01/19	Beginning Unit Price	Par Value On 11/01/19	Reported Value 11/01/19	Purchase Cost	Sales Proceeds	Ending Unit Price	Par Value On 11/30/19	Price Source 11/30/19	Reported Value 11/30/19	Change in Fair Value	Interest	Net Investment Income
Prosperity-Money Market Accts.	AR-0009	Money Market	11/30/03	Open	Fair Value	1.8264	Manual	1.000000	245,693,216.16	245,693,216.16	0.00	19,376,974.56	1.000000	226,316,241.60	Manual	226,316,241.60	0.00	367,826.38	367,826.38
MB02-MBIA General	AR-0015	State Pool	11/01/08	Open	Fair Value	1.9394	Manual	1.000000	7,879,092.84	7,879,092.84	0.00	-12,559.88	1.000000	7,891,652.72	Manual	7,891,652.72	0.00	12,559.88	12,559.88
MB03-MBIA Road & Bridge	AR-0016	State Pool	11/01/08	Open	Fair Value	1.9395	Manual	1.000000	53,312.63	53,312.63	0.00	-84.99	1.000000	53,397.62	Manual	53,397.62	0.00	84.99	84.99
MB04-MBIA Drainage	AR-0017	State Pool	11/01/08	Open	Fair Value	1.9393	Manual	1.000000	764,816.86	764,816.86	0.00	-1,219.16	1.000000	766,036.02	Manual	766,036.02	0.00	1,219.16	1,219.16
MB06-MBIA Toll Rd. Operations	AR-0019	State Pool	11/01/08	Open	Fair Value	1.9394	Manual	1.000000	8,766,668.62	8,766,668.62	0.00	-13,974.73	1.000000	8,780,643.35	Manual	8,780,643.35	0.00	13,974.73	13,974.73
TT00-TX TERM General	AR-0022	State Pool	11/01/08	Open	Fair Value	1.7403	Manual	1.000000	1,062.60	1,062.60	0.00	-1.52	1.000000	1,064.12	Manual	1,064.12	0.00	1.52	1.52
TT02-TX TERM Toll Rd. Operation	AR-0024	State Pool	11/01/08	Open	Fair Value	1.7423	Manual	1.000000	1,061.40	1,061.40	0.00	-1.52	1.000000	1,062.92	Manual	1,062.92	0.00	1.52	1.52
TT04-TX TERM Road & Bridge	AR-0026	State Pool	11/01/08	Open	Fair Value	1.7340	Manual	1.000000	1,059.46	1,059.46	0.00	-1.51	1.000000	1,060.97	Manual	1,060.97	0.00	1.51	1.51
TT05-TX TERM Drainage	AR-0027	State Pool	11/01/08	Open	Fair Value	1.7307	Manual	1.000000	351.48	351.48	0.00	-0.50	1.000000	351.98	Manual	351.98	0.00	0.50	0.50
LOG1-Logic- General	AR-0028	State Pool	11/10/08	Open	Fair Value	1.8428	Manual	1.000000	5,613,937.02	5,613,937.02	0.00	-8,503.49	1.000000	5,622,440.51	Manual	5,622,440.51	0.00	8,503.49	8,503.49
LOG2-Logic-Toll Rd. Operations	AR-0029	State Pool	11/10/08	Open	Fair Value	1.8290	Manual	1.000000	1,077.59	1,077.59	0.00	-1.62	1.000000	1,079.21	Manual	1,079.21	0.00	1.62	1.62
LOG5-Logic-Drainage	AR-0032	State Pool	11/10/08	Open	Fair Value	1.8179	Manual	1.000000	1,070.75	1,070.75	0.00	-1.60	1.000000	1,072.35	Manual	1,072.35	0.00	1.60	1.60
LOG8-Logic-Road & Bridge	AR-0035	State Pool	11/10/08	Open	Fair Value	1.8172	Manual	1.000000	1,071.20	1,071.20	0.00	-1.60	1.000000	1,072.80	Manual	1,072.80	0.00	1.60	1.60
MB12-MBIA ESD 100 AGREEMENT	AR-0041	State Pool	08/31/16	Open	Fair Value	1.9394	Manual	1.000000	975,963.51	975,963.51	0.00	-1,555.77	1.000000	977,519.28	Manual	977,519.28	0.00	1,555.77	1,555.77
MB13-MBIA ASSISTANCE DIST #1	AR-0042	State Pool	08/31/16	Open	Fair Value	1.9397	Manual	1.000000	90,194.95	90,194.95	0.00	-143.80	1.000000	90,338.75	Manual	90,338.75	0.00	143.80	143.80
MB14-MBIA GR PARKWAY OPERATIONS	AR-0043	State Pool	08/31/16	Open	Fair Value	1.9394	Manual	1.000000	4,782,988.70	4,782,988.70	0.00	-7,624.44	1.000000	4,790,613.14	Manual	4,790,613.14	0.00	7,624.44	7,624.44
Investment Total						<u>1.8363</u>		<u>1.000000</u>	<u>274,626,945.77</u>	<u>274,626,945.77</u>	<u>0.00</u>	<u>19,331,298.43</u>	<u>1.000000</u>	<u>255,295,647.34</u>		<u>255,295,647.34</u>	<u>0.00</u>	<u>413,502.51</u>	<u>413,502.51</u>

Portfolio Position
Ft. Bend County
 Effective Interest - Actual Life
 Receipts in Period
 11/01/19 - 11/30/19

CUSIP	Invest Number	Security Description	Purchase Date	Call Date	Par Value On 11/01/19	Par Value On 11/30/19	Market Val On 11/01/19	Market Val On 11/30/19	Purchase Cost	Sales Proceeds	Original Princ/Cost	Amor Value On 11/01/19	Amor Value On 11/30/19
130 - Assistance Dist #1													
State Pool													
MB13-MBIA ASSISTANCE DIST #1	AR-0042	State Pool	08/31/16	Open	<u>90,194.95</u>	<u>90,338.75</u>	<u>90,194.95</u>	<u>90,338.75</u>	<u>0.00</u>	<u>0.00</u>	<u>10,000,000.00</u>	<u>90,194.95</u>	<u>90,338.75</u>
State Pool Total					<u>90,194.95</u>	<u>90,338.75</u>	<u>90,194.95</u>	<u>90,338.75</u>	<u>0.00</u>	<u>0.00</u>	<u>10,000,000.00</u>	<u>90,194.95</u>	<u>90,338.75</u>
130 - Assistance Dist #1 Total					<u>90,194.95</u>	<u>90,338.75</u>	<u>90,194.95</u>	<u>90,338.75</u>	<u>0.00</u>	<u>0.00</u>	<u>10,000,000.00</u>	<u>90,194.95</u>	<u>90,338.75</u>
145 - ESD 100 Agreement													
State Pool													
MB12-MBIA ESD 100 AGREEMENT	AR-0041	State Pool	08/31/16	Open	<u>975,963.51</u>	<u>977,519.28</u>	<u>975,963.51</u>	<u>977,519.28</u>	<u>0.00</u>	<u>0.00</u>	<u>3,900,000.00</u>	<u>975,963.51</u>	<u>977,519.28</u>
State Pool Total					<u>975,963.51</u>	<u>977,519.28</u>	<u>975,963.51</u>	<u>977,519.28</u>	<u>0.00</u>	<u>0.00</u>	<u>3,900,000.00</u>	<u>975,963.51</u>	<u>977,519.28</u>
145 - ESD 100 Agreement Total					<u>975,963.51</u>	<u>977,519.28</u>	<u>975,963.51</u>	<u>977,519.28</u>	<u>0.00</u>	<u>0.00</u>	<u>3,900,000.00</u>	<u>975,963.51</u>	<u>977,519.28</u>
810 - FBC Toll Road Operations													
State Pool													
TT02-TX TERM Toll Rd. Operation	AR-0024	State Pool	11/01/08	Open	<u>0.00</u>	<u>0.00</u>	<u>0.00</u>	<u>0.00</u>	<u>0.00</u>	<u>0.00</u>	<u>0.00</u>	<u>0.00</u>	<u>0.00</u>
State Pool Total					<u>0.00</u>	<u>0.00</u>	<u>0.00</u>	<u>0.00</u>	<u>0.00</u>	<u>0.00</u>	<u>0.00</u>	<u>0.00</u>	<u>0.00</u>
810 - FBC Toll Road Operations Total					<u>0.00</u>	<u>0.00</u>	<u>0.00</u>	<u>0.00</u>	<u>0.00</u>	<u>0.00</u>	<u>0.00</u>	<u>0.00</u>	<u>0.00</u>
815 - Grand Parkway Operations													
State Pool													
MB14-MBIA GR PARKWAY OPERATIONS	AR-0043	State Pool	08/31/16	Open	<u>4,782,988.70</u>	<u>4,790,613.14</u>	<u>4,782,988.70</u>	<u>4,790,613.14</u>	<u>0.00</u>	<u>0.00</u>	<u>8,500,000.00</u>	<u>4,782,988.70</u>	<u>4,790,613.14</u>
State Pool Total					<u>4,782,988.70</u>	<u>4,790,613.14</u>	<u>4,782,988.70</u>	<u>4,790,613.14</u>	<u>0.00</u>	<u>0.00</u>	<u>8,500,000.00</u>	<u>4,782,988.70</u>	<u>4,790,613.14</u>
815 - Grand Parkway Operations Total					<u>4,782,988.70</u>	<u>4,790,613.14</u>	<u>4,782,988.70</u>	<u>4,790,613.14</u>	<u>0.00</u>	<u>0.00</u>	<u>8,500,000.00</u>	<u>4,782,988.70</u>	<u>4,790,613.14</u>
LOG5 - LOGIC DRAINAGE													
State Pool													
LOG5-Logic-Drainage	AR-0032	State Pool	11/10/08	Open	<u>1,070.75</u>	<u>1,072.35</u>	<u>1,070.75</u>	<u>1,072.35</u>	<u>0.00</u>	<u>0.00</u>	<u>500,000.00</u>	<u>1,070.75</u>	<u>1,072.35</u>
State Pool Total					<u>1,070.75</u>	<u>1,072.35</u>	<u>1,070.75</u>	<u>1,072.35</u>	<u>0.00</u>	<u>0.00</u>	<u>500,000.00</u>	<u>1,070.75</u>	<u>1,072.35</u>
LOG5 - LOGIC DRAINAGE Total					<u>1,070.75</u>	<u>1,072.35</u>	<u>1,070.75</u>	<u>1,072.35</u>	<u>0.00</u>	<u>0.00</u>	<u>500,000.00</u>	<u>1,070.75</u>	<u>1,072.35</u>
LOG1 - LOGIC GENERAL													
State Pool													
LOG1-Logic- General	AR-0028	State Pool	11/10/08	Open	<u>5,613,937.02</u>	<u>5,622,440.51</u>	<u>5,613,937.02</u>	<u>5,622,440.51</u>	<u>0.00</u>	<u>0.00</u>	<u>10,000,000.00</u>	<u>5,613,937.02</u>	<u>5,622,440.51</u>
State Pool Total					<u>5,613,937.02</u>	<u>5,622,440.51</u>	<u>5,613,937.02</u>	<u>5,622,440.51</u>	<u>0.00</u>	<u>0.00</u>	<u>10,000,000.00</u>	<u>5,613,937.02</u>	<u>5,622,440.51</u>
LOG1 - LOGIC GENERAL Total					<u>5,613,937.02</u>	<u>5,622,440.51</u>	<u>5,613,937.02</u>	<u>5,622,440.51</u>	<u>0.00</u>	<u>0.00</u>	<u>10,000,000.00</u>	<u>5,613,937.02</u>	<u>5,622,440.51</u>
LOG8 - LOGIC ROAD & BRIDGE													
State Pool													
LOG8-Logic-Road & Bridge	AR-0035	State Pool	11/10/08	Open	<u>1,071.20</u>	<u>1,072.80</u>	<u>1,071.20</u>	<u>1,072.80</u>	<u>0.00</u>	<u>0.00</u>	<u>1,000,000.00</u>	<u>1,071.20</u>	<u>1,072.80</u>
State Pool Total					<u>1,071.20</u>	<u>1,072.80</u>	<u>1,071.20</u>	<u>1,072.80</u>	<u>0.00</u>	<u>0.00</u>	<u>1,000,000.00</u>	<u>1,071.20</u>	<u>1,072.80</u>
LOG8 - LOGIC ROAD & BRIDGE Total					<u>1,071.20</u>	<u>1,072.80</u>	<u>1,071.20</u>	<u>1,072.80</u>	<u>0.00</u>	<u>0.00</u>	<u>1,000,000.00</u>	<u>1,071.20</u>	<u>1,072.80</u>
LOG2 - LOGIC TOLL OPERATIONS													
State Pool													
LOG2-Logic-Toll Rd.Operations	AR-0029	State Pool	11/10/08	Open	<u>1,077.59</u>	<u>1,079.21</u>	<u>1,077.59</u>	<u>1,079.21</u>	<u>0.00</u>	<u>0.00</u>	<u>2,000,000.00</u>	<u>1,077.59</u>	<u>1,079.21</u>
State Pool Total					<u>1,077.59</u>	<u>1,079.21</u>	<u>1,077.59</u>	<u>1,079.21</u>	<u>0.00</u>	<u>0.00</u>	<u>2,000,000.00</u>	<u>1,077.59</u>	<u>1,079.21</u>
LOG2 - LOGIC TOLL OPERATIONS Total					<u>1,077.59</u>	<u>1,079.21</u>	<u>1,077.59</u>	<u>1,079.21</u>	<u>0.00</u>	<u>0.00</u>	<u>2,000,000.00</u>	<u>1,077.59</u>	<u>1,079.21</u>
MB04 - MBIA DRAINAGE													
State Pool													
MB04-MBIA Drainage	AR-0017	State Pool	11/01/08	Open	<u>764,816.86</u>	<u>766,036.02</u>	<u>764,816.86</u>	<u>766,036.02</u>	<u>0.00</u>	<u>0.00</u>	<u>1,267,218.21</u>	<u>764,816.86</u>	<u>766,036.02</u>
State Pool Total					<u>764,816.86</u>	<u>766,036.02</u>	<u>764,816.86</u>	<u>766,036.02</u>	<u>0.00</u>	<u>0.00</u>	<u>1,267,218.21</u>	<u>764,816.86</u>	<u>766,036.02</u>
MB04 - MBIA DRAINAGE Total					<u>764,816.86</u>	<u>766,036.02</u>	<u>764,816.86</u>	<u>766,036.02</u>	<u>0.00</u>	<u>0.00</u>	<u>1,267,218.21</u>	<u>764,816.86</u>	<u>766,036.02</u>
MB02 - MBIA GENERAL													

Portfolio Position
Ft. Bend County
Effective Interest - Actual Life
Receipts in Period
11/01/19 - 11/30/19

5

CUSIP	Invest Number	Security Description	Purchase Date	Call Date	Par Value On 11/01/19	Par Value On 11/30/19	Market Val On 11/01/19	Market Val On 11/30/19	Purchase Cost	Sales Proceeds	Original Princ/Cost	Amor Value On 11/01/19	Amor Value On 11/30/19
State Pool													
MB02-MBIA General	AR-0015	State Pool	11/01/08	Open	<u>7,879,092.84</u>	<u>7,891,652.72</u>	<u>7,879,092.84</u>	<u>7,891,652.72</u>	<u>0.00</u>	<u>0.00</u>	<u>17,374,917.83</u>	<u>7,879,092.84</u>	<u>7,891,652.72</u>
State Pool Total					<u>7,879,092.84</u>	<u>7,891,652.72</u>	<u>7,879,092.84</u>	<u>7,891,652.72</u>	<u>0.00</u>	<u>0.00</u>	<u>17,374,917.83</u>	<u>7,879,092.84</u>	<u>7,891,652.72</u>
MB02 - MBIA GENERAL Total					<u>7,879,092.84</u>	<u>7,891,652.72</u>	<u>7,879,092.84</u>	<u>7,891,652.72</u>	<u>0.00</u>	<u>0.00</u>	<u>17,374,917.83</u>	<u>7,879,092.84</u>	<u>7,891,652.72</u>
MB03 - MBIA ROAD & BRIDGE													
State Pool													
MB03-MBIA Road & Bridge	AR-0016	State Pool	11/01/08	Open	<u>53,312.63</u>	<u>53,397.62</u>	<u>53,312.63</u>	<u>53,397.62</u>	<u>0.00</u>	<u>0.00</u>	<u>2,856,438.24</u>	<u>53,312.63</u>	<u>53,397.62</u>
State Pool Total					<u>53,312.63</u>	<u>53,397.62</u>	<u>53,312.63</u>	<u>53,397.62</u>	<u>0.00</u>	<u>0.00</u>	<u>2,856,438.24</u>	<u>53,312.63</u>	<u>53,397.62</u>
MB03 - MBIA ROAD & BRIDGE Total					<u>53,312.63</u>	<u>53,397.62</u>	<u>53,312.63</u>	<u>53,397.62</u>	<u>0.00</u>	<u>0.00</u>	<u>2,856,438.24</u>	<u>53,312.63</u>	<u>53,397.62</u>
MB06 - MBIA TOLL RD OPERATIONS													
State Pool													
MB06-MBIA Toll Rd. Operations	AR-0019	State Pool	11/01/08	Open	<u>8,766,668.62</u>	<u>8,780,643.35</u>	<u>8,766,668.62</u>	<u>8,780,643.35</u>	<u>0.00</u>	<u>0.00</u>	<u>3,143,377.27</u>	<u>8,766,668.62</u>	<u>8,780,643.35</u>
State Pool Total					<u>8,766,668.62</u>	<u>8,780,643.35</u>	<u>8,766,668.62</u>	<u>8,780,643.35</u>	<u>0.00</u>	<u>0.00</u>	<u>3,143,377.27</u>	<u>8,766,668.62</u>	<u>8,780,643.35</u>
MB06 - MBIA TOLL RD OPERATIONS Total					<u>8,766,668.62</u>	<u>8,780,643.35</u>	<u>8,766,668.62</u>	<u>8,780,643.35</u>	<u>0.00</u>	<u>0.00</u>	<u>3,143,377.27</u>	<u>8,766,668.62</u>	<u>8,780,643.35</u>
PROS - Prosperity Money Mkt. Accts.													
Money Market													
Prosperity-Money Market Accts.	AR-0009	Money Market	11/30/03	Open	<u>245,693,216.16</u>	<u>226,316,241.60</u>	<u>245,693,216.16</u>	<u>226,316,241.60</u>	<u>0.00</u>	<u>0.00</u>	<u>12,505,577.66</u>	<u>245,693,216.16</u>	<u>226,316,241.60</u>
Money Market Total					<u>245,693,216.16</u>	<u>226,316,241.60</u>	<u>245,693,216.16</u>	<u>226,316,241.60</u>	<u>0.00</u>	<u>0.00</u>	<u>12,505,577.66</u>	<u>245,693,216.16</u>	<u>226,316,241.60</u>
PROS - Prosperity Money Mkt. Accts. Total					<u>245,693,216.16</u>	<u>226,316,241.60</u>	<u>245,693,216.16</u>	<u>226,316,241.60</u>	<u>0.00</u>	<u>0.00</u>	<u>12,505,577.66</u>	<u>245,693,216.16</u>	<u>226,316,241.60</u>
TT05 - TEXAS TERM DRAINAGE													
State Pool													
TT05-TX TERM Drainage	AR-0027	State Pool	11/01/08	Open	<u>351.48</u>	<u>351.98</u>	<u>351.48</u>	<u>351.98</u>	<u>0.00</u>	<u>0.00</u>	<u>109,774.61</u>	<u>351.48</u>	<u>351.98</u>
State Pool Total					<u>351.48</u>	<u>351.98</u>	<u>351.48</u>	<u>351.98</u>	<u>0.00</u>	<u>0.00</u>	<u>109,774.61</u>	<u>351.48</u>	<u>351.98</u>
TT05 - TEXAS TERM DRAINAGE Total					<u>351.48</u>	<u>351.98</u>	<u>351.48</u>	<u>351.98</u>	<u>0.00</u>	<u>0.00</u>	<u>109,774.61</u>	<u>351.48</u>	<u>351.98</u>
TT00 - TEXAS TERM GENERAL													
State Pool													
TT00-TX TERM General	AR-0022	State Pool	11/01/08	Open	<u>1,062.60</u>	<u>1,064.12</u>	<u>1,062.60</u>	<u>1,064.12</u>	<u>0.00</u>	<u>0.00</u>	<u>10,006,437.87</u>	<u>1,062.60</u>	<u>1,064.12</u>
State Pool Total					<u>1,062.60</u>	<u>1,064.12</u>	<u>1,062.60</u>	<u>1,064.12</u>	<u>0.00</u>	<u>0.00</u>	<u>10,006,437.87</u>	<u>1,062.60</u>	<u>1,064.12</u>
TT00 - TEXAS TERM GENERAL Total					<u>1,062.60</u>	<u>1,064.12</u>	<u>1,062.60</u>	<u>1,064.12</u>	<u>0.00</u>	<u>0.00</u>	<u>10,006,437.87</u>	<u>1,062.60</u>	<u>1,064.12</u>
TT04 - TEXAS TERM ROAD & BRIDGE													
State Pool													
TT04-TX TERM Road & Bridge	AR-0026	State Pool	11/01/08	Open	<u>1,059.46</u>	<u>1,060.97</u>	<u>1,059.46</u>	<u>1,060.97</u>	<u>0.00</u>	<u>0.00</u>	<u>10,463.28</u>	<u>1,059.46</u>	<u>1,060.97</u>
State Pool Total					<u>1,059.46</u>	<u>1,060.97</u>	<u>1,059.46</u>	<u>1,060.97</u>	<u>0.00</u>	<u>0.00</u>	<u>10,463.28</u>	<u>1,059.46</u>	<u>1,060.97</u>
TT04 - TEXAS TERM ROAD & BRIDGE Total					<u>1,059.46</u>	<u>1,060.97</u>	<u>1,059.46</u>	<u>1,060.97</u>	<u>0.00</u>	<u>0.00</u>	<u>10,463.28</u>	<u>1,059.46</u>	<u>1,060.97</u>
TT02 - TEXAS TERM TOLL OPERATIONS													
State Pool													
TT02-TX TERM Toll Rd. Operation	AR-0024	State Pool	11/01/08	Open	<u>1,061.40</u>	<u>1,062.92</u>	<u>1,061.40</u>	<u>1,062.92</u>	<u>0.00</u>	<u>0.00</u>	<u>0.00</u>	<u>1,061.40</u>	<u>1,062.92</u>
State Pool Total					<u>1,061.40</u>	<u>1,062.92</u>	<u>1,061.40</u>	<u>1,062.92</u>	<u>0.00</u>	<u>0.00</u>	<u>0.00</u>	<u>1,061.40</u>	<u>1,062.92</u>
TT02 - TEXAS TERM TOLL OPERATIONS Total					<u>1,061.40</u>	<u>1,062.92</u>	<u>1,061.40</u>	<u>1,062.92</u>	<u>0.00</u>	<u>0.00</u>	<u>0.00</u>	<u>1,061.40</u>	<u>1,062.92</u>
09 - Temporary Holding													
Money Market													
Prosperity-Money Market Accts.	AR-0009	Money Market	11/30/03	Open	<u>0.00</u>	<u>0.00</u>	<u>0.00</u>	<u>0.00</u>	<u>0.00</u>	<u>0.00</u>	<u>0.00</u>	<u>0.00</u>	<u>0.00</u>
Money Market Total					<u>0.00</u>	<u>0.00</u>	<u>0.00</u>	<u>0.00</u>	<u>0.00</u>	<u>0.00</u>	<u>0.00</u>	<u>0.00</u>	<u>0.00</u>
09 - Temporary Holding Total					<u>0.00</u>	<u>0.00</u>	<u>0.00</u>	<u>0.00</u>	<u>0.00</u>	<u>0.00</u>	<u>0.00</u>	<u>0.00</u>	<u>0.00</u>
Combined Port													
Money Market													

Portfolio Position
Ft. Bend County
Effective Interest - Actual Life
Receipts in Period
11/01/19 - 11/30/19

6

CUSIP	Invest Number	Security Description	Purchase Date	Call Date	Par Value On 11/01/19	Par Value On 11/30/19	Market Val On 11/01/19	Market Val On 11/30/19	Purchase Cost	Sales Proceeds	Original Princ/Cost	Amor Value On 11/01/19	Amor Value On 11/30/19
Prosperity-Money Market Accts.	AR-0009	Money Market	11/30/03	Open	245,693,216.16	226,316,241.60	245,693,216.16	226,316,241.60	0.00	0.00	12,505,577.66	245,693,216.16	226,316,241.60
Money Market Total					245,693,216.16	226,316,241.60	245,693,216.16	226,316,241.60	0.00	0.00	12,505,577.66	245,693,216.16	226,316,241.60
State Pool													
LOG1-Logic- General	AR-0028	State Pool	11/10/08	Open	5,613,937.02	5,622,440.51	5,613,937.02	5,622,440.51	0.00	0.00	10,000,000.00	5,613,937.02	5,622,440.51
LOG2-Logic-Toll Rd.Operations	AR-0029	State Pool	11/10/08	Open	1,077.59	1,079.21	1,077.59	1,079.21	0.00	0.00	2,000,000.00	1,077.59	1,079.21
LOG5-Logic-Drainage	AR-0032	State Pool	11/10/08	Open	1,070.75	1,072.35	1,070.75	1,072.35	0.00	0.00	500,000.00	1,070.75	1,072.35
LOG8-Logic-Road & Bridge	AR-0035	State Pool	11/10/08	Open	1,071.20	1,072.80	1,071.20	1,072.80	0.00	0.00	1,000,000.00	1,071.20	1,072.80
MB02-MBIA General	AR-0015	State Pool	11/01/08	Open	7,879,092.84	7,891,652.72	7,879,092.84	7,891,652.72	0.00	0.00	17,374,917.83	7,879,092.84	7,891,652.72
MB03-MBIA Road & Bridge	AR-0016	State Pool	11/01/08	Open	53,312.63	53,397.62	53,312.63	53,397.62	0.00	0.00	2,856,438.24	53,312.63	53,397.62
MB04-MBIA Drainage	AR-0017	State Pool	11/01/08	Open	764,816.86	766,036.02	764,816.86	766,036.02	0.00	0.00	1,267,218.21	764,816.86	766,036.02
MB06-MBIA Toll Rd. Operations	AR-0019	State Pool	11/01/08	Open	8,766,668.62	8,780,643.35	8,766,668.62	8,780,643.35	0.00	0.00	3,143,377.27	8,766,668.62	8,780,643.35
MB12-MBIA ESD 100 AGREEMENT	AR-0041	State Pool	08/31/16	Open	975,963.51	977,519.28	975,963.51	977,519.28	0.00	0.00	3,900,000.00	975,963.51	977,519.28
MB13-MBIA ASSISTANCE DIST #1	AR-0042	State Pool	08/31/16	Open	90,194.95	90,338.75	90,194.95	90,338.75	0.00	0.00	10,000,000.00	90,194.95	90,338.75
MB14-MBIA GR PARKWAY OPERATIONS	AR-0043	State Pool	08/31/16	Open	4,782,988.70	4,790,613.14	4,782,988.70	4,790,613.14	0.00	0.00	8,500,000.00	4,782,988.70	4,790,613.14
TT00-TX TERM General	AR-0022	State Pool	11/01/08	Open	1,062.60	1,064.12	1,062.60	1,064.12	0.00	0.00	10,006,437.87	1,062.60	1,064.12
TT02-TX TERM Toll Rd. Operation	AR-0024	State Pool	11/01/08	Open	1,061.40	1,062.92	1,061.40	1,062.92	0.00	0.00	0.00	1,061.40	1,062.92
TT04-TX TERM Road & Bridge	AR-0026	State Pool	11/01/08	Open	1,059.46	1,060.97	1,059.46	1,060.97	0.00	0.00	10,463.28	1,059.46	1,060.97
TT05-TX TERM Drainage	AR-0027	State Pool	11/01/08	Open	351.48	351.98	351.48	351.98	0.00	0.00	109,774.61	351.48	351.98
State Pool Total					28,933,729.61	28,979,405.74	28,933,729.61	28,979,405.74	0.00	0.00	70,668,627.31	28,933,729.61	28,979,405.74
Combined Port Total					274,626,945.77	255,295,647.34	274,626,945.77	255,295,647.34	0.00	0.00	83,174,204.97	274,626,945.77	255,295,647.34

Earnings and Yields Summary

7

Ft. Bend County Effective Interest - Actual Life Receipts in Period 11/01/19 - 11/30/19

Security Description	11/01/19 11/07/19	11/08/19 11/14/19	11/15/19 11/21/19	11/22/19 11/28/19	11/29/19 11/30/19	11/01/19 11/30/19
Combined Port						
Money Market	86,403.51	86,403.50	86,403.50	86,403.50	22,212.37	367,826.38
State Pool	<u>10,684.97</u>	<u>10,684.98</u>	<u>10,684.98</u>	<u>10,684.98</u>	<u>2,936.22</u>	<u>45,676.13</u>
Port Total	<u>97,088.48</u>	<u>97,088.48</u>	<u>97,088.48</u>	<u>97,088.48</u>	<u>25,148.59</u>	<u>413,502.51</u>
Combined Port						
Money Market	1.8337	1.8337	1.8337	1.8337	1.7190	1.8264
State Pool	<u>1.9256</u>	<u>1.9256</u>	<u>1.9256</u>	<u>1.9256</u>	<u>1.8506</u>	<u>1.9206</u>
Port Total	<u>1.8434</u>	<u>1.8434</u>	<u>1.8434</u>	<u>1.8434</u>	<u>1.7334</u>	<u>1.8363</u>

Maturity Aging
Ft. Bend County
 Effective Interest - Actual Life
 Receipts in Period
 11/30/19

CUSIP	Invest Number	Security Description	Purchase Date	Days to Maturity	Yield Matur
Cash / Money Market					
LOG1-Logic- General	AR-0028	State Pool	11/10/08	0	1.8429
LOG2-Logic-Toll Rd.Operations	AR-0029	State Pool	11/10/08	0	1.8429
LOG5-Logic-Drainage	AR-0032	State Pool	11/10/08	0	1.8429
LOG8-Logic-Road & Bridge	AR-0035	State Pool	11/10/08	0	1.8429
MB02-MBIA General	AR-0015	State Pool	11/01/08	0	1.9400
MB03-MBIA Road & Bridge	AR-0016	State Pool	11/01/08	0	1.9400
MB04-MBIA Drainage	AR-0017	State Pool	11/01/08	0	1.9400
MB06-MBIA Toll Rd. Operations	AR-0019	State Pool	11/01/08	0	1.9400
MB12-MBIA ESD 100 AGREEMENT	AR-0041	State Pool	08/31/16	0	1.9400
MB13-MBIA ASSISTANCE DIST #1	AR-0042	State Pool	08/31/16	0	1.9400
MB14-MBIA GR PARKWAY OPERATIONS	AR-0043	State Pool	08/31/16	0	1.9400
Prosperity-Money Market Accts.	AR-0009	Money Market	11/30/03	0	1.9440
TT00-TX TERM General	AR-0022	State Pool	11/01/08	0	1.7400
TT02-TX TERM Toll Rd. Operation	AR-0024	State Pool	11/01/08	0	1.7400
TT04-TX TERM Road & Bridge	AR-0026	State Pool	11/01/08	0	1.7400
TT05-TX TERM Drainage	AR-0027	State Pool	11/01/08	0	1.7400
Cash / Money Market Total				0	<u>1.9414</u>
Investment Total				0	<u>1.9414</u>

Activity Statement

Ft. Bend County

Effective Interest - Actual Life
Receipts in Period
11/01/19 - 11/30/19

Purchase Date	Sale Date	CUSIP	Invest Number	Security Description	Amor Value On 11/01/19	Changes In Principal	Purchase Cost	Sales Proceeds	Purchased Interest	Int/Div Rec In the Perd	Amor Value On 11/30/19	
Money Market												
11/30/03	Open	Prosperity-Money Market Accts.		AR-0009	Money Market	245,693,216.16	-19,376,974.56	0.00	0.00	0.00	367,826.38	226,316,241.60
Money Market Total						<u>245,693,216.16</u>	<u>-19,376,974.56</u>	<u>0.00</u>	<u>0.00</u>	<u>0.00</u>	<u>367,826.38</u>	<u>226,316,241.60</u>
State Pool												
11/01/08	Open	MB02-MBIA General		AR-0015	State Pool	7,879,092.84	12,559.88	0.00	0.00	0.00	12,559.88	7,891,652.72
11/01/08	Open	MB03-MBIA Road & Bridge		AR-0016	State Pool	53,312.63	84.99	0.00	0.00	0.00	84.99	53,397.62
11/01/08	Open	MB04-MBIA Drainage		AR-0017	State Pool	764,816.86	1,219.16	0.00	0.00	0.00	1,219.16	766,036.02
11/01/08	Open	MB06-MBIA Toll Rd. Operations		AR-0019	State Pool	8,766,668.62	13,974.73	0.00	0.00	0.00	13,974.73	8,780,643.35
11/01/08	Open	TT00-TX TERM General		AR-0022	State Pool	1,062.60	1.52	0.00	0.00	0.00	1.52	1,064.12
11/01/08	Open	TT02-TX TERM Toll Rd. Operation		AR-0024	State Pool	1,061.40	1.52	0.00	0.00	0.00	1.52	1,062.92
11/01/08	Open	TT04-TX TERM Road & Bridge		AR-0026	State Pool	1,059.46	1.51	0.00	0.00	0.00	1.51	1,060.97
11/01/08	Open	TT05-TX TERM Drainage		AR-0027	State Pool	351.48	0.50	0.00	0.00	0.00	0.50	351.98
11/10/08	Open	LOG1-Logic- General		AR-0028	State Pool	5,613,937.02	8,503.49	0.00	0.00	0.00	8,503.49	5,622,440.51
11/10/08	Open	LOG2-Logic-Toll Rd.Operations		AR-0029	State Pool	1,077.59	1.62	0.00	0.00	0.00	1.62	1,079.21
11/10/08	Open	LOG5-Logic-Drainage		AR-0032	State Pool	1,070.75	1.60	0.00	0.00	0.00	1.60	1,072.35
11/10/08	Open	LOG8-Logic-Road & Bridge		AR-0035	State Pool	1,071.20	1.60	0.00	0.00	0.00	1.60	1,072.80
08/31/16	Open	MB12-MBIA ESD 100 AGREEMENT		AR-0041	State Pool	975,963.51	1,555.77	0.00	0.00	0.00	1,555.77	977,519.28
08/31/16	Open	MB13-MBIA ASSISTANCE DIST #1		AR-0042	State Pool	90,194.95	143.80	0.00	0.00	0.00	143.80	90,338.75
08/31/16	Open	MB14-MBIA GR PARKWAY OPERATIONS		AR-0043	State Pool	4,782,988.70	7,624.44	0.00	0.00	0.00	7,624.44	4,790,613.14
State Pool Total						<u>28,933,729.61</u>	<u>45,676.13</u>	<u>0.00</u>	<u>0.00</u>	<u>0.00</u>	<u>45,676.13</u>	<u>28,979,405.74</u>
Investment Total						<u>274,626,945.77</u>	<u>-19,331,298.43</u>	<u>0.00</u>	<u>0.00</u>	<u>0.00</u>	<u>413,502.51</u>	<u>255,295,647.34</u>

Interest Accrual
Ft. Bend County
Effective Interest - Actual Life
Receipts in Period
11/01/19 - 11/30/19

CUSIP	Invest Number	Security Description	Purchase Date	Sale Date	Yield Earned	Ending Par Val/Shares	Ending Amor Val/Cost	Purchased Interest	Int/Div Rec In the Perd	Int/Div Accrued In the Perd	PTD Purch Received	Int/Div Rec Purch/Date	Int/Div Accrued Purch/Date
09 - Temporary Holding													
Money Market													
Prosperity-Money Market Accts.	AR-0009	Money Market	11/30/03	Open	<u>0.0000</u>	<u>0.00</u>	<u>0.00</u>	<u>0.00</u>	<u>0.00</u>	<u>0.00</u>	<u>0.00</u>	<u>0.00</u>	<u>0.00</u>
Money Market Total					<u>0.0000</u>	<u>0.00</u>	<u>0.00</u>	<u>0.00</u>	<u>0.00</u>	<u>0.00</u>	<u>0.00</u>	<u>0.00</u>	<u>0.00</u>
09 - Temporary Holding Total					<u>0.0000</u>	<u>0.00</u>	<u>0.00</u>	<u>0.00</u>	<u>0.00</u>	<u>0.00</u>	<u>0.00</u>	<u>0.00</u>	<u>0.00</u>
130 - Assistance Dist #1													
State Pool													
MB13-MBIA ASSISTANCE DIST #1	AR-0042	State Pool	08/31/16	Open	<u>1.9397</u>	<u>90,338.75</u>	<u>90,338.75</u>	<u>0.00</u>	<u>143.80</u>	<u>0.00</u>	<u>0.00</u>	<u>90,338.75</u>	<u>0.00</u>
State Pool Total					<u>1.9397</u>	<u>90,338.75</u>	<u>90,338.75</u>	<u>0.00</u>	<u>143.80</u>	<u>0.00</u>	<u>0.00</u>	<u>90,338.75</u>	<u>0.00</u>
130 - Assistance Dist #1 Total					<u>1.9397</u>	<u>90,338.75</u>	<u>90,338.75</u>	<u>0.00</u>	<u>143.80</u>	<u>0.00</u>	<u>0.00</u>	<u>90,338.75</u>	<u>0.00</u>
145 - ESD 100 Agreement													
State Pool													
MB12-MBIA ESD 100 AGREEMENT	AR-0041	State Pool	08/31/16	Open	<u>1.9394</u>	<u>977,519.28</u>	<u>977,519.28</u>	<u>0.00</u>	<u>1,555.77</u>	<u>0.00</u>	<u>0.00</u>	<u>75,960.52</u>	<u>0.00</u>
State Pool Total					<u>1.9394</u>	<u>977,519.28</u>	<u>977,519.28</u>	<u>0.00</u>	<u>1,555.77</u>	<u>0.00</u>	<u>0.00</u>	<u>75,960.52</u>	<u>0.00</u>
145 - ESD 100 Agreement Total					<u>1.9394</u>	<u>977,519.28</u>	<u>977,519.28</u>	<u>0.00</u>	<u>1,555.77</u>	<u>0.00</u>	<u>0.00</u>	<u>75,960.52</u>	<u>0.00</u>
810 - FBC Toll Road Operations													
State Pool													
TT02-TX TERM Toll Rd. Operation	AR-0024	State Pool	11/01/08	Open	<u>0.0000</u>	<u>0.00</u>	<u>0.00</u>	<u>0.00</u>	<u>0.00</u>	<u>0.00</u>	<u>0.00</u>	<u>0.00</u>	<u>0.00</u>
State Pool Total					<u>0.0000</u>	<u>0.00</u>	<u>0.00</u>	<u>0.00</u>	<u>0.00</u>	<u>0.00</u>	<u>0.00</u>	<u>0.00</u>	<u>0.00</u>
810 - FBC Toll Road Operations Total					<u>0.0000</u>	<u>0.00</u>	<u>0.00</u>	<u>0.00</u>	<u>0.00</u>	<u>0.00</u>	<u>0.00</u>	<u>0.00</u>	<u>0.00</u>
815 - Grand Parkway Operations													
State Pool													
MB14-MBIA GR PARKWAY OPERATIONS	AR-0043	State Pool	08/31/16	Open	<u>1.9394</u>	<u>4,790,613.14</u>	<u>4,790,613.14</u>	<u>0.00</u>	<u>7,624.44</u>	<u>0.00</u>	<u>0.00</u>	<u>290,607.66</u>	<u>0.00</u>
State Pool Total					<u>1.9394</u>	<u>4,790,613.14</u>	<u>4,790,613.14</u>	<u>0.00</u>	<u>7,624.44</u>	<u>0.00</u>	<u>0.00</u>	<u>290,607.66</u>	<u>0.00</u>
815 - Grand Parkway Operations Total					<u>1.9394</u>	<u>4,790,613.14</u>	<u>4,790,613.14</u>	<u>0.00</u>	<u>7,624.44</u>	<u>0.00</u>	<u>0.00</u>	<u>290,607.66</u>	<u>0.00</u>
LOG1 - LOGIC GENERAL													
State Pool													
LOG1-Logic- General	AR-0028	State Pool	11/10/08	Open	<u>1.8428</u>	<u>5,622,440.51</u>	<u>5,622,440.51</u>	<u>0.00</u>	<u>8,503.49</u>	<u>0.00</u>	<u>0.00</u>	<u>692,873.49</u>	<u>0.00</u>
State Pool Total					<u>1.8428</u>	<u>5,622,440.51</u>	<u>5,622,440.51</u>	<u>0.00</u>	<u>8,503.49</u>	<u>0.00</u>	<u>0.00</u>	<u>692,873.49</u>	<u>0.00</u>
LOG1 - LOGIC GENERAL Total					<u>1.8428</u>	<u>5,622,440.51</u>	<u>5,622,440.51</u>	<u>0.00</u>	<u>8,503.49</u>	<u>0.00</u>	<u>0.00</u>	<u>692,873.49</u>	<u>0.00</u>
LOG2 - LOGIC TOLL OPERATIONS													
State Pool													
LOG2-Logic-Toll Rd.Operations	AR-0029	State Pool	11/10/08	Open	<u>1.8290</u>	<u>1,079.21</u>	<u>1,079.21</u>	<u>0.00</u>	<u>1.62</u>	<u>0.00</u>	<u>0.00</u>	<u>62,410.29</u>	<u>0.00</u>
State Pool Total					<u>1.8290</u>	<u>1,079.21</u>	<u>1,079.21</u>	<u>0.00</u>	<u>1.62</u>	<u>0.00</u>	<u>0.00</u>	<u>62,410.29</u>	<u>0.00</u>
LOG2 - LOGIC TOLL OPERATIONS Total					<u>1.8290</u>	<u>1,079.21</u>	<u>1,079.21</u>	<u>0.00</u>	<u>1.62</u>	<u>0.00</u>	<u>0.00</u>	<u>62,410.29</u>	<u>0.00</u>
LOG5 - LOGIC DRAINAGE													
State Pool													
LOG5-Logic-Drainage	AR-0032	State Pool	11/10/08	Open	<u>1.8179</u>	<u>1,072.35</u>	<u>1,072.35</u>	<u>0.00</u>	<u>1.60</u>	<u>0.00</u>	<u>0.00</u>	<u>3,316.12</u>	<u>0.00</u>
State Pool Total					<u>1.8179</u>	<u>1,072.35</u>	<u>1,072.35</u>	<u>0.00</u>	<u>1.60</u>	<u>0.00</u>	<u>0.00</u>	<u>3,316.12</u>	<u>0.00</u>
LOG5 - LOGIC DRAINAGE Total					<u>1.8179</u>	<u>1,072.35</u>	<u>1,072.35</u>	<u>0.00</u>	<u>1.60</u>	<u>0.00</u>	<u>0.00</u>	<u>3,316.12</u>	<u>0.00</u>
LOG8 - LOGIC ROAD & BRIDGE													
State Pool													
LOG8-Logic-Road & Bridge	AR-0035	State Pool	11/10/08	Open	<u>1.8172</u>	<u>1,072.80</u>	<u>1,072.80</u>	<u>0.00</u>	<u>1.60</u>	<u>0.00</u>	<u>0.00</u>	<u>6,560.32</u>	<u>0.00</u>
State Pool Total					<u>1.8172</u>	<u>1,072.80</u>	<u>1,072.80</u>	<u>0.00</u>	<u>1.60</u>	<u>0.00</u>	<u>0.00</u>	<u>6,560.32</u>	<u>0.00</u>
LOG8 - LOGIC ROAD & BRIDGE Total					<u>1.8172</u>	<u>1,072.80</u>	<u>1,072.80</u>	<u>0.00</u>	<u>1.60</u>	<u>0.00</u>	<u>0.00</u>	<u>6,560.32</u>	<u>0.00</u>
MB02 - MBIA GENERAL													

Interest Accrual
Ft. Bend County
Effective Interest - Actual Life
Receipts in Period
11/01/19 - 11/30/19

11

CUSIP	Invest Number	Security Description	Purchase Date	Sale Date	Yield Earned	Ending Par Val/Shares	Ending Amort Val/Cost	Purchased Interest	Int/Div Rec In the Perd	Int/Div Accrued In the Perd	PTD Purch Received	Int/Div Rec Purch/Date	Int/Div Accrued Purch/Date
State Pool													
MB02-MBIA General	AR-0015	State Pool	11/01/08	Open	<u>1.9394</u>	<u>7,891,652.72</u>	<u>7,891,652.72</u>	<u>0.00</u>	<u>12,559.88</u>	<u>0.00</u>	<u>0.00</u>	<u>621,003.09</u>	<u>0.00</u>
State Pool Total					<u>1.9394</u>	<u>7,891,652.72</u>	<u>7,891,652.72</u>	<u>0.00</u>	<u>12,559.88</u>	<u>0.00</u>	<u>0.00</u>	<u>621,003.09</u>	<u>0.00</u>
MB02 - MBIA GENERAL Total					<u>1.9394</u>	<u>7,891,652.72</u>	<u>7,891,652.72</u>	<u>0.00</u>	<u>12,559.88</u>	<u>0.00</u>	<u>0.00</u>	<u>621,003.09</u>	<u>0.00</u>
MB03 - MBIA ROAD & BRIDGE													
State Pool													
MB03-MBIA Road & Bridge	AR-0016	State Pool	11/01/08	Open	<u>1.9395</u>	<u>53,397.62</u>	<u>53,397.62</u>	<u>0.00</u>	<u>84.99</u>	<u>0.00</u>	<u>0.00</u>	<u>94,136.77</u>	<u>0.00</u>
State Pool Total					<u>1.9395</u>	<u>53,397.62</u>	<u>53,397.62</u>	<u>0.00</u>	<u>84.99</u>	<u>0.00</u>	<u>0.00</u>	<u>94,136.77</u>	<u>0.00</u>
MB03 - MBIA ROAD & BRIDGE Total					<u>1.9395</u>	<u>53,397.62</u>	<u>53,397.62</u>	<u>0.00</u>	<u>84.99</u>	<u>0.00</u>	<u>0.00</u>	<u>94,136.77</u>	<u>0.00</u>
MB04 - MBIA DRAINAGE													
State Pool													
MB04-MBIA Drainage	AR-0017	State Pool	11/01/08	Open	<u>1.9393</u>	<u>766,036.02</u>	<u>766,036.02</u>	<u>0.00</u>	<u>1,219.16</u>	<u>0.00</u>	<u>0.00</u>	<u>123,363.93</u>	<u>0.00</u>
State Pool Total					<u>1.9393</u>	<u>766,036.02</u>	<u>766,036.02</u>	<u>0.00</u>	<u>1,219.16</u>	<u>0.00</u>	<u>0.00</u>	<u>123,363.93</u>	<u>0.00</u>
MB04 - MBIA DRAINAGE Total					<u>1.9393</u>	<u>766,036.02</u>	<u>766,036.02</u>	<u>0.00</u>	<u>1,219.16</u>	<u>0.00</u>	<u>0.00</u>	<u>123,363.93</u>	<u>0.00</u>
MB06 - MBIA TOLL RD OPERATIONS													
State Pool													
MB06-MBIA Toll Rd. Operations	AR-0019	State Pool	11/01/08	Open	<u>1.9394</u>	<u>8,780,643.35</u>	<u>8,780,643.35</u>	<u>0.00</u>	<u>13,974.73</u>	<u>0.00</u>	<u>0.00</u>	<u>496,580.15</u>	<u>0.00</u>
State Pool Total					<u>1.9394</u>	<u>8,780,643.35</u>	<u>8,780,643.35</u>	<u>0.00</u>	<u>13,974.73</u>	<u>0.00</u>	<u>0.00</u>	<u>496,580.15</u>	<u>0.00</u>
MB06 - MBIA TOLL RD OPERATIONS Total					<u>1.9394</u>	<u>8,780,643.35</u>	<u>8,780,643.35</u>	<u>0.00</u>	<u>13,974.73</u>	<u>0.00</u>	<u>0.00</u>	<u>496,580.15</u>	<u>0.00</u>
PROS - Prosperity Money Mkt. Accts.													
Money Market													
Prosperity-Money Market Accts.	AR-0009	Money Market	11/30/03	Open	<u>1.8264</u>	<u>226,316,241.60</u>	<u>226,316,241.60</u>	<u>0.00</u>	<u>367,826.38</u>	<u>0.00</u>	<u>0.00</u>	<u>43,007,301.41</u>	<u>0.00</u>
Money Market Total					<u>1.8264</u>	<u>226,316,241.60</u>	<u>226,316,241.60</u>	<u>0.00</u>	<u>367,826.38</u>	<u>0.00</u>	<u>0.00</u>	<u>43,007,301.41</u>	<u>0.00</u>
PROS - Prosperity Money Mkt. Accts. Total					<u>1.8264</u>	<u>226,316,241.60</u>	<u>226,316,241.60</u>	<u>0.00</u>	<u>367,826.38</u>	<u>0.00</u>	<u>0.00</u>	<u>43,007,301.41</u>	<u>0.00</u>
TT00 - TEXAS TERM GENERAL													
State Pool													
TT00-TX TERM General	AR-0022	State Pool	11/01/08	Open	<u>1.7403</u>	<u>1,064.12</u>	<u>1,064.12</u>	<u>0.00</u>	<u>1.52</u>	<u>0.00</u>	<u>0.00</u>	<u>21,448.89</u>	<u>0.00</u>
State Pool Total					<u>1.7403</u>	<u>1,064.12</u>	<u>1,064.12</u>	<u>0.00</u>	<u>1.52</u>	<u>0.00</u>	<u>0.00</u>	<u>21,448.89</u>	<u>0.00</u>
TT00 - TEXAS TERM GENERAL Total					<u>1.7403</u>	<u>1,064.12</u>	<u>1,064.12</u>	<u>0.00</u>	<u>1.52</u>	<u>0.00</u>	<u>0.00</u>	<u>21,448.89</u>	<u>0.00</u>
TT02 - TEXAS TERM TOLL OPERATIONS													
State Pool													
TT02-TX TERM Toll Rd. Operation	AR-0024	State Pool	11/01/08	Open	<u>1.7423</u>	<u>1,062.92</u>	<u>1,062.92</u>	<u>0.00</u>	<u>1.52</u>	<u>0.00</u>	<u>0.00</u>	<u>17,992.82</u>	<u>0.00</u>
State Pool Total					<u>1.7423</u>	<u>1,062.92</u>	<u>1,062.92</u>	<u>0.00</u>	<u>1.52</u>	<u>0.00</u>	<u>0.00</u>	<u>17,992.82</u>	<u>0.00</u>
TT02 - TEXAS TERM TOLL OPERATIONS Total					<u>1.7423</u>	<u>1,062.92</u>	<u>1,062.92</u>	<u>0.00</u>	<u>1.52</u>	<u>0.00</u>	<u>0.00</u>	<u>17,992.82</u>	<u>0.00</u>
TT04 - TEXAS TERM ROAD & BRIDGE													
State Pool													
TT04-TX TERM Road & Bridge	AR-0026	State Pool	11/01/08	Open	<u>1.7340</u>	<u>1,060.97</u>	<u>1,060.97</u>	<u>0.00</u>	<u>1.51</u>	<u>0.00</u>	<u>0.00</u>	<u>8,268.25</u>	<u>0.00</u>
State Pool Total					<u>1.7340</u>	<u>1,060.97</u>	<u>1,060.97</u>	<u>0.00</u>	<u>1.51</u>	<u>0.00</u>	<u>0.00</u>	<u>8,268.25</u>	<u>0.00</u>
TT04 - TEXAS TERM ROAD & BRIDGE Total					<u>1.7340</u>	<u>1,060.97</u>	<u>1,060.97</u>	<u>0.00</u>	<u>1.51</u>	<u>0.00</u>	<u>0.00</u>	<u>8,268.25</u>	<u>0.00</u>
TT05 - TEXAS TERM DRAINAGE													
State Pool													
TT05-TX TERM Drainage	AR-0027	State Pool	11/01/08	Open	<u>1.7307</u>	<u>351.98</u>	<u>351.98</u>	<u>0.00</u>	<u>0.50</u>	<u>0.00</u>	<u>0.00</u>	<u>5,031.25</u>	<u>0.00</u>
State Pool Total					<u>1.7307</u>	<u>351.98</u>	<u>351.98</u>	<u>0.00</u>	<u>0.50</u>	<u>0.00</u>	<u>0.00</u>	<u>5,031.25</u>	<u>0.00</u>
TT05 - TEXAS TERM DRAINAGE Total					<u>1.7307</u>	<u>351.98</u>	<u>351.98</u>	<u>0.00</u>	<u>0.50</u>	<u>0.00</u>	<u>0.00</u>	<u>5,031.25</u>	<u>0.00</u>

Premium/Discount Amortization
Ft. Bend County
 Effective Interest - Actual Life
 Receipts in Period
 11/01/19 - 11/30/19

12

CUSIP	Invest Number	Security Description	Purchase Date	Amortiz Date	Yield Earned	Beginning Par Val/Shares	Beginning Unamor Val/Cost	Premium Discount	Ending Par Val/Shares	Ending Amor Val/Cost	Unamor Prem/Dscnt	Amortization In the Perd	Amortization Purch/Date
Money Market													
Prosperity-Money Market Accts.													
	AR-0009	Money Market	11/30/03	Open	1.8264	245,693,216.16	245,693,216.16	0.00	226,316,241.60	226,316,241.60	0.00	0.00	0.00
Money Market Total					1.8264	245,693,216.16	245,693,216.16	0.00	226,316,241.60	226,316,241.60	0.00	0.00	0.00
State Pool													
MB02-MBIA General													
	AR-0015	State Pool	11/01/08	Open	1.9394	7,879,092.84	7,879,092.84	0.00	7,891,652.72	7,891,652.72	0.00	0.00	0.00
MB03-MBIA Road & Bridge													
	AR-0016	State Pool	11/01/08	Open	1.9395	53,312.63	53,312.63	0.00	53,397.62	53,397.62	0.00	0.00	0.00
MB04-MBIA Drainage													
	AR-0017	State Pool	11/01/08	Open	1.9393	764,816.86	764,816.86	0.00	766,036.02	766,036.02	0.00	0.00	0.00
MB06-MBIA Toll Rd. Operations													
	AR-0019	State Pool	11/01/08	Open	1.9394	8,766,668.62	8,766,668.62	0.00	8,780,643.35	8,780,643.35	0.00	0.00	0.00
TT00-TX TERM General													
	AR-0022	State Pool	11/01/08	Open	1.7403	1,062.60	1,062.60	0.00	1,064.12	1,064.12	0.00	0.00	0.00
TT02-TX TERM Toll Rd. Operation													
	AR-0024	State Pool	11/01/08	Open	1.7423	1,061.40	1,061.40	0.00	1,062.92	1,062.92	0.00	0.00	0.00
TT04-TX TERM Road & Bridge													
	AR-0026	State Pool	11/01/08	Open	1.7340	1,059.46	1,059.46	0.00	1,060.97	1,060.97	0.00	0.00	0.00
TT05-TX TERM Drainage													
	AR-0027	State Pool	11/01/08	Open	1.7307	351.48	351.48	0.00	351.98	351.98	0.00	0.00	0.00
LOG1-Logic- General													
	AR-0028	State Pool	11/10/08	Open	1.8428	5,613,937.02	5,613,937.02	0.00	5,622,440.51	5,622,440.51	0.00	0.00	0.00
LOG2-Logic-Toll Rd.Operations													
	AR-0029	State Pool	11/10/08	Open	1.8290	1,077.59	1,077.59	0.00	1,079.21	1,079.21	0.00	0.00	0.00
LOG5-Logic-Drainage													
	AR-0032	State Pool	11/10/08	Open	1.8179	1,070.75	1,070.75	0.00	1,072.35	1,072.35	0.00	0.00	0.00
LOG8-Logic-Road & Bridge													
	AR-0035	State Pool	11/10/08	Open	1.8172	1,071.20	1,071.20	0.00	1,072.80	1,072.80	0.00	0.00	0.00
MB12-MBIA ESD 100 AGREEMENT													
	AR-0041	State Pool	08/31/16	Open	1.9394	975,963.51	975,963.51	0.00	977,519.28	977,519.28	0.00	0.00	0.00
MB13-MBIA ASSISTANCE DIST #1													
	AR-0042	State Pool	08/31/16	Open	1.9397	90,194.95	90,194.95	0.00	90,338.75	90,338.75	0.00	0.00	0.00
MB14-MBIA GR PARKWAY OPERATIONS													
	AR-0043	State Pool	08/31/16	Open	1.9394	4,782,988.70	4,782,988.70	0.00	4,790,613.14	4,790,613.14	0.00	0.00	0.00
State Pool Total					1.9206	28,933,729.61	28,933,729.61	0.00	28,979,405.74	28,979,405.74	0.00	0.00	0.00
Investment Total					1.8363	274,626,945.77	274,626,945.77	0.00	255,295,647.34	255,295,647.34	0.00	0.00	0.00

Open Investments

Ft. Bend County

Effective Interest - Actual Life
Receipts in Period
11/30/19


CUSIP	Invest Number	Security Description	Invest Class	Purchase Date	Call Date	Purchase Institut	SafeKeep Institut	Issuing Institut	Yield Matur	Yield Call	Original Unit Cost	Original Par Val/Shares	Original Princ/Cost	Orig Prem Discount	Ending Unit Price	Ending Par Val/Shares	Ending Amor Val/Cost	Ending Val/Cost	Unamor Prem/Dscnt
Money Market																			
Prosperity-Money Market Accts.																			
AR-0009	Money Market			11/30/03	Open	100	None	100	1.9440	1.9440	1.000000	12,505,577.66	12,505,577.66	0.00	1.000000	226,316,241.60	226,316,241.60		0.00
Money Market Total																			
									<u>1.9440</u>	<u>1.9440</u>	<u>1.000000</u>	<u>12,505,577.66</u>	<u>12,505,577.66</u>	<u>0.00</u>	<u>1.000000</u>	<u>226,316,241.60</u>	<u>226,316,241.60</u>		<u>0.00</u>
State Pool																			
MB02-MBIA General	AR-0015	State Pool		11/01/08	Open	2000	None	2000	1.9400	1.9400	1.000000	17,374,917.83	17,374,917.83	0.00	1.000000	7,891,652.72	7,891,652.72		0.00
MB03-MBIA Road & Bridge	AR-0016	State Pool		11/01/08	Open	2000	None	2000	1.9400	1.9400	1.000000	2,856,438.24	2,856,438.24	0.00	1.000000	53,397.62	53,397.62		0.00
MB04-MBIA Drainage	AR-0017	State Pool		11/01/08	Open	2000	None	2000	1.9400	1.9400	1.000000	1,267,218.21	1,267,218.21	0.00	1.000000	766,036.02	766,036.02		0.00
MB06-MBIA Toll Rd. Operations	AR-0019	State Pool		11/01/08	Open	2000	None	2000	1.9400	1.9400	1.000000	3,143,377.27	3,143,377.27	0.00	1.000000	8,780,643.35	8,780,643.35		0.00
TT00-TX TERM General	AR-0022	State Pool		11/01/08	Open	2005	None	2005	1.7400	1.7400	1.000000	10,006,437.87	10,006,437.87	0.00	1.000000	1,064.12	1,064.12		0.00
TT02-TX TERM Toll Rd. Operation	AR-0024	State Pool		11/01/08	Open	2005	None	2005	1.7400	1.7400	0.000000	0.00	0.00	0.00	1.000000	1,062.92	1,062.92		0.00
TT04-TX TERM Road & Bridge	AR-0026	State Pool		11/01/08	Open	2005	None	2005	1.7400	1.7400	1.000000	10,463.28	10,463.28	0.00	1.000000	1,060.97	1,060.97		0.00
TT05-TX TERM Drainage	AR-0027	State Pool		11/01/08	Open	2005	None	2005	1.7400	1.7400	1.000000	109,774.61	109,774.61	0.00	1.000000	351.98	351.98		0.00
LOG1-Logic- General	AR-0028	State Pool		11/10/08	Open	200	None	200	1.8429	1.8429	1.000000	10,000,000.00	10,000,000.00	0.00	1.000000	5,622,440.51	5,622,440.51		0.00
LOG2-Logic-Toll Rd.Operations	AR-0029	State Pool		11/10/08	Open	200	None	200	1.8429	1.8429	1.000000	2,000,000.00	2,000,000.00	0.00	1.000000	1,079.21	1,079.21		0.00
LOG5-Logic-Drainage	AR-0032	State Pool		11/10/08	Open	200	None	200	1.8429	1.8429	1.000000	500,000.00	500,000.00	0.00	1.000000	1,072.35	1,072.35		0.00
LOG8-Logic-Road & Bridge	AR-0035	State Pool		11/10/08	Open	200	None	200	1.8429	1.8429	1.000000	1,000,000.00	1,000,000.00	0.00	1.000000	1,072.80	1,072.80		0.00
MB12-MBIA ESD 100 AGREEMENT	AR-0041	State Pool		08/31/16	Open	2000	None	2000	1.9400	1.9400	1.000000	3,900,000.00	3,900,000.00	0.00	1.000000	977,519.28	977,519.28		0.00
MB13-MBIA ASSISTANCE DIST #1	AR-0042	State Pool		08/31/16	Open	2000	None	2000	1.9400	1.9400	1.000000	10,000,000.00	10,000,000.00	0.00	1.000000	90,338.75	90,338.75		0.00
MB14-MBIA GR PARKWAY OPERATIONS	AR-0043	State Pool		08/31/16	Open	2000	None	2000	1.9400	1.9400	1.000000	8,500,000.00	8,500,000.00	0.00	1.000000	4,790,613.14	4,790,613.14		0.00
State Pool Total																			
									<u>1.9211</u>	<u>1.9211</u>	<u>1.000000</u>	<u>70,668,627.31</u>	<u>70,668,627.31</u>	<u>0.00</u>	<u>1.000000</u>	<u>28,979,405.74</u>	<u>28,979,405.74</u>		<u>0.00</u>
Investment Total																			
									<u>1.9414</u>	<u>1.9414</u>	<u>1.000000</u>	<u>83,174,204.97</u>	<u>83,174,204.97</u>	<u>0.00</u>	<u>1.000000</u>	<u>255,295,647.34</u>	<u>255,295,647.34</u>		<u>0.00</u>

Open Investments

Ft. Bend County

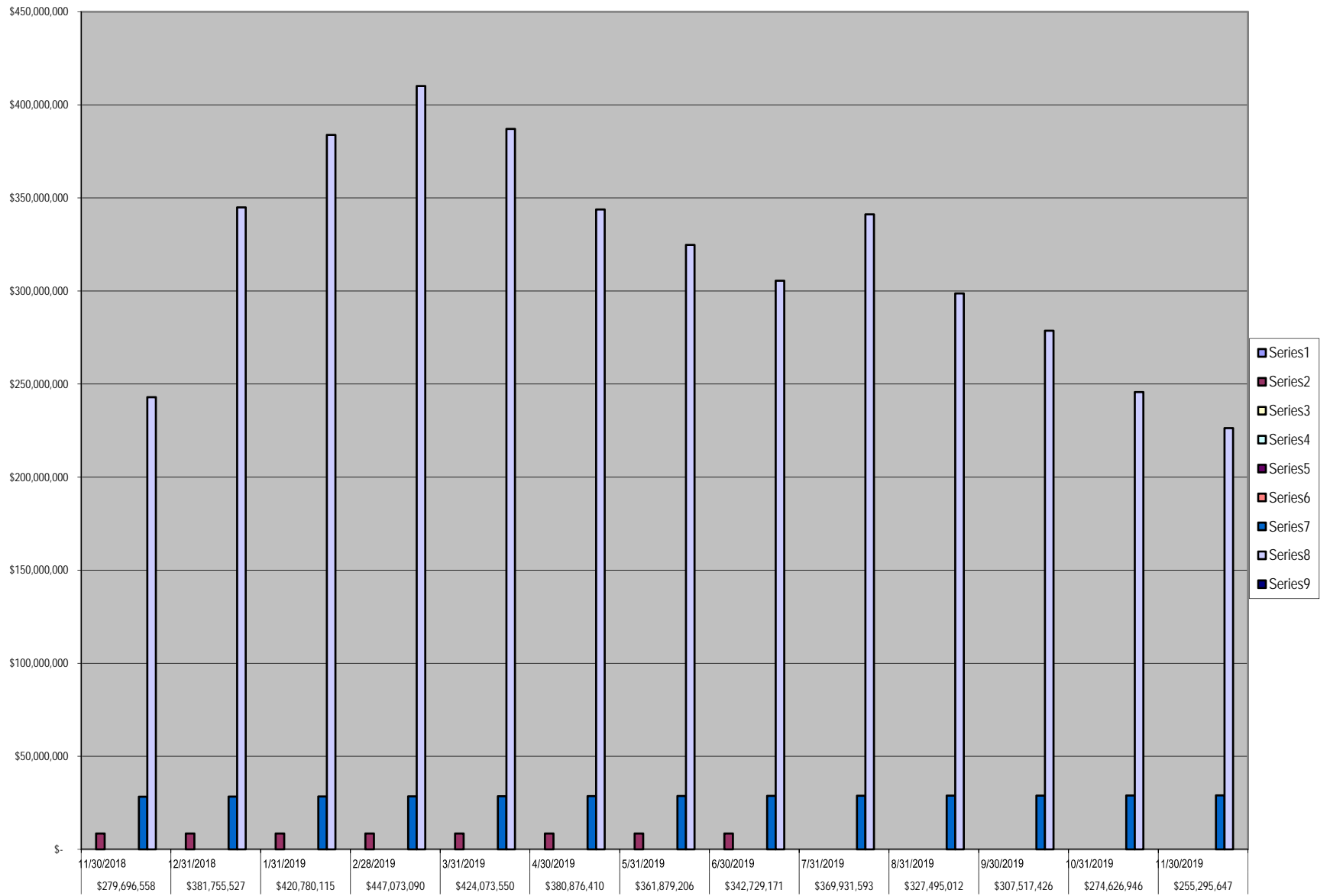
Effective Interest - Actual Life
Receipts in Period
11/30/19

Showing Ending Par Val/Shares: \$255,295,647.34



FBC INVESTMENT TRAILING 12 MONTHS

Open		FARMERS					FNMA		Prosperity	Prosperity -	
Investments		MAC DN	FFCB	FHLB	FHLMC	FNMA	DISCOUNT	NOTE	State Pool	Money Market	Invst. Acct.
\$ 279,696,558	11/30/2018	\$ -	\$ 8,500,000	\$ -	\$ -	\$ -	\$ -	\$ -	\$ 28,289,641	\$ 242,906,917	\$ -
\$ 381,755,527	12/31/2018	\$ -	\$ 8,500,000	\$ -	\$ -	\$ -	\$ -	\$ -	\$ 28,349,750	\$ 344,905,777	\$ -
\$ 420,780,115	1/31/2019	\$ -	\$ 8,500,000	\$ -	\$ -	\$ -	\$ -	\$ -	\$ 28,412,845	\$ 383,867,270	\$ -
\$ 447,073,090	2/28/2019	\$ -	\$ 8,500,000	\$ -	\$ -	\$ -	\$ -	\$ -	\$ 28,470,192	\$ 410,102,898	\$ -
\$ 424,073,550	3/31/2019	\$ -	\$ 8,500,000	\$ -	\$ -	\$ -	\$ -	\$ -	\$ 28,533,341	\$ 387,040,209	\$ -
\$ 380,876,410	4/30/2019	\$ -	\$ 8,500,000	\$ -	\$ -	\$ -	\$ -	\$ -	\$ 28,593,971	\$ 343,782,439	\$ -
\$ 361,879,206	5/31/2019	\$ -	\$ 8,500,000	\$ -	\$ -	\$ -	\$ -	\$ -	\$ 28,656,035	\$ 324,723,171	\$ -
\$ 342,729,171	6/30/2019	\$ -	\$ 8,500,000	\$ -	\$ -	\$ -	\$ -	\$ -	\$ 28,715,021	\$ 305,514,150	\$ -
\$ 369,931,593	7/31/2019	\$ -	\$ -	\$ -	\$ -	\$ -	\$ -	\$ -	\$ 28,774,118	\$ 341,157,475	\$ -
\$ 327,495,012	8/31/2019	\$ -	\$ -	\$ -	\$ -	\$ -	\$ -	\$ -	\$ 28,830,154	\$ 298,664,858	\$ -
\$ 307,517,426	9/30/2019	\$ -	\$ -	\$ -	\$ -	\$ -	\$ -	\$ -	\$ 28,882,623	\$ 278,634,803	\$ -
\$ 274,626,946	10/31/2019	\$ -	\$ -	\$ -	\$ -	\$ -	\$ -	\$ -	\$ 28,933,730	\$ 245,693,216	\$ -
\$ 255,295,647	11/30/2019	\$ -	\$ -	\$ -	\$ -	\$ -	\$ -	\$ -	\$ 28,979,406	\$ 226,316,241	\$ -



Wendt, Sandra

From: Laura Turner (111) <Laura.Turner@prosperitybankusa.com>
Sent: Friday, November 1, 2019 9:25 AM
To: Surratt, Carrie; Brogdon, Jennifer; Segura, Maria; Elster, Melissa; Wendt, Sandra
Subject: November interest rate

CAUTION: This email originated from outside of the organization. Do not click links or open attachments unless you recognize the sender and know the content is safe.

In accordance to the Depository bid, the variable interest rate for the month of November will reflect the change in the 91 day T-bill rate. The 91 day T-bill investment rate is 1.654%. Rate paid will be 1.944% (1.654% + .29%) on the General Fund and all other accounts.

Thank you!
 Laura

Laura Turner

Assistant Vice President

Lending Assistant

Prosperity Bank

Sugar Land Banking Center

14060 Southwest Freeway

Sugar Land, TX 77478

Phone: 281-269-7200

Direct: 281-269-7254

Fax: 281-269-7108

Shoretel: 37254

Email: Laura.Turner@ProsperityBankUSA.com

NYSE: PB

***Handy information should the need arise.....***

281-242-4762 Fastline

1.866.985.2273 To Activate & Pin your Debit Card

1.800.684.2132 Report your card Lost/Stolen ATM/Debit Card

1.800.531.1401 Customer Service Center Mon-->Fri. 7am-7pm & Sat. 9am-5pm (can also assist with debit card issues).

 Please consider the environment before printing this e-mail - think Green 



Daily Rates

November 2019

TXCLASS

AVERAGE MONTHLY YIELD: 1.94%

Date	Dividend Rate	Daily Yield
01-Nov-19	0.000055169	2.01%
02-Nov-19	0.000055169	2.01%
03-Nov-19	0.000055169	2.01%
04-Nov-19	0.000054003	1.97%
05-Nov-19	0.000053747	1.96%
06-Nov-19	0.000053750	1.96%
07-Nov-19	0.000053490	1.95%
08-Nov-19	0.000053395	1.95%
09-Nov-19	0.000053395	1.95%
10-Nov-19	0.000053395	1.95%
11-Nov-19	0.000053395	1.95%
12-Nov-19	0.000053373	1.95%
13-Nov-19	0.000053355	1.95%
14-Nov-19	0.000053263	1.94%
15-Nov-19	0.000053021	1.94%
16-Nov-19	0.000053021	1.94%
17-Nov-19	0.000053021	1.94%
18-Nov-19	0.000052858	1.93%
19-Nov-19	0.000052618	1.92%
20-Nov-19	0.000052475	1.92%
21-Nov-19	0.000052358	1.91%
22-Nov-19	0.000052577	1.92%
23-Nov-19	0.000052577	1.92%
24-Nov-19	0.000052577	1.92%
25-Nov-19	0.000052217	1.91%
26-Nov-19	0.000052073	1.90%
27-Nov-19	0.000051921	1.90%
28-Nov-19	0.000051921	1.90%
29-Nov-19	0.000051797	1.89%
30-Nov-19	0.000051797	1.89%

Current Rates:

November 30, 2019

Current Yield¹

1.70%

Historical Rates

Monthly Distribution Yields²

	<u>2010</u>	<u>2011</u>	<u>2012</u>	<u>2013</u>	<u>2014</u>	<u>2015</u>	<u>2016</u>	<u>2017</u>	<u>2018</u>	<u>2019</u>
January	0.17%	0.14%	0.08%	0.12%	0.04%	0.07%	0.35%	0.58%	1.34%	2.40%
February	0.17%	0.17%	0.10%	0.10%	0.04%	0.08%	0.39%	0.59%	1.40%	2.40%
March	0.18%	0.14%	0.10%	0.10%	0.04%	0.09%	0.41%	0.66%	1.50%	2.41%
April	0.19%	0.10%	0.10%	0.08%	0.04%	0.09%	0.42%	0.75%	1.65%	2.42%
May	0.19%	0.09%	0.12%	0.08%	0.04%	0.09%	0.43%	0.76%	1.75%	2.41%
June	0.21%	0.09%	0.13%	0.05%	0.04%	0.09%	0.44%	0.85%	1.85%	2.41%
July	0.23%	0.06%	0.13%	0.05%	0.05%	0.10%	0.45%	0.96%	1.96%	2.38%
August	0.24%	0.08%	0.13%	0.05%	0.06%	0.11%	0.47%	1.00%	1.99%	2.21%
September	0.21%	0.07%	0.13%	0.05%	0.06%	0.13%	0.50%	1.03%	2.03%	2.15%
October	0.19%	0.07%	0.13%	0.04%	0.06%	0.15%	0.47%	1.05%	2.15%	1.97%
November	0.17%	0.08%	0.13%	0.04%	0.06%	0.15%	0.45%	1.09%	2.21%	1.74%
December	0.15%	0.11%	0.13%	0.04%	0.07%	0.23%	0.50%	1.21%	2.32%	

**Call Toll-Free
1-866-TEX-TERM**

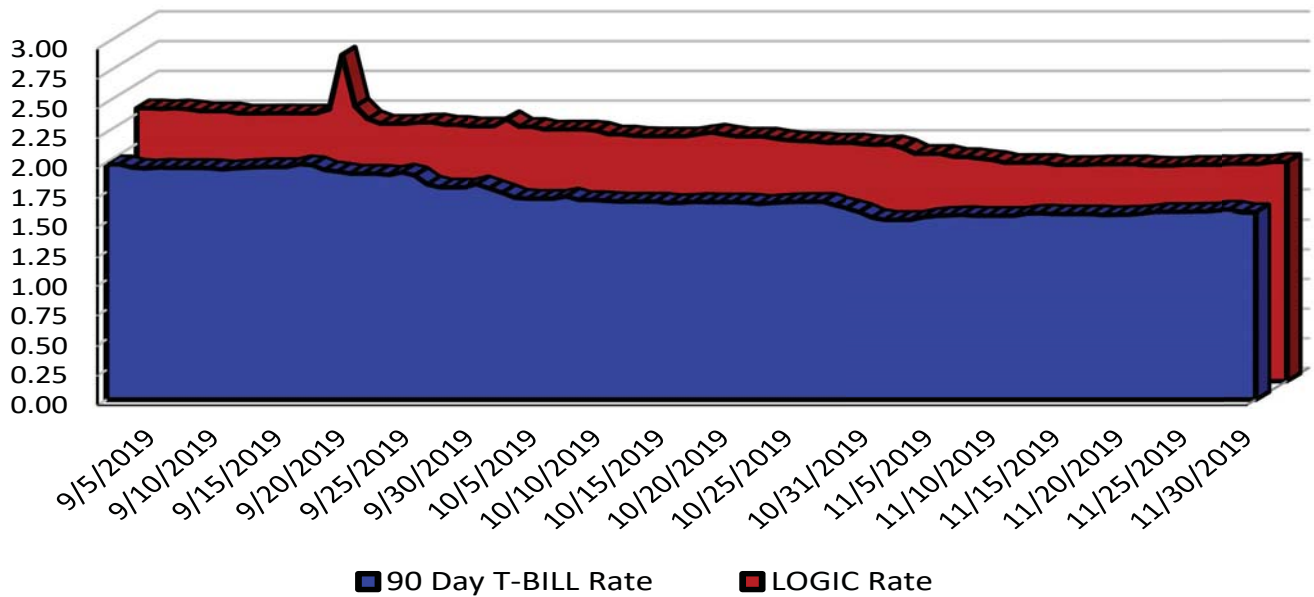
Past performance is not indicative of future results and yields may vary.

(1) The current yield, which is also known as the current annualized yield or current seven-day yield, represents the net change, exclusive of capital changes and income other than investment income, in the value of a hypothetical account with a balance of one share (normally \$1.00 per share) over a seven-day base period expressed as a percentage of the value of one share at the beginning of the seven-day period. This resulting net change in account value is then annualized by multiplying it by 365 and dividing the result by 7. The yields shown may reflect fee waivers by service providers that subsidize and reduce the total operating expenses of the TexasDAILY portfolio. Portfolio yields would be lower if there were no such waivers.

(2) The monthly distribution yield represents the sum of a month's one-day allocation factors divided by the number of days in that month, and multiplied by 365. The yields shown may reflect fee waivers by service providers that subsidize and reduce the total operating expenses of the TexasDAILY portfolio. Portfolio yields would be lower if there were no such waivers.

*This information is for institutional investor use only, not for further distribution to retail investors, and does not represent an offer to sell or a solicitation of an offer to buy or sell any fund or other security. Investors should consider the Pool's investment objectives, risks, charges and expenses before investing. This and other information about the Pool is available in the Pool's Information Statement, which should be read carefully before investing. A copy of the Pool's Information Statement may be obtained by calling 1-866-839-8376 or is available on the Pool's website at www.texasterm.net. While TexasDAILY seeks to maintain a stable net asset value of \$1.00 per share and TexasTERM seeks to achieve a net asset value of \$1.00 per share at its stated maturity, it is possible to lose money investing in the Pool. An investment in the Pool is not insured or guaranteed by the Federal Deposit Insurance Corporation or any other government agency. Shares of the Pool are distributed by **PFM Fund Distributors, Inc.**, member Financial Industry Regulatory Authority (FINRA) (www.finra.org) and Securities Investor Protection Corporation (SIPC) (www.sipc.org). PFM Fund Distributors, Inc. is a wholly owned subsidiary of PFM Asset Management LLC.*

LOGIC versus 90-Day Treasury Bill



This material is for information purposes only. This information does not represent an offer to buy or sell a security. The above rate information is obtained from sources that are believed to be reliable; however, its accuracy or completeness may be subject to change. The LOGIC management fee may be waived in full or in part at the discretion of the LOGIC co-administrators and the LOGIC rate for the period shown reflects waiver of fees. This table represents historical investment performance/return to the customer, net of fees, and is not an indication of future performance. An investment in the security is not insured or guaranteed by the Federal Deposit Insurance Corporation or any other government agency. Although the issuer seeks to preserve the value of an investment at \$1.00 per share, it is possible to lose money by investing in the security. Information about these and other program details are in the fund's Information Statement which should be read carefully before investing. The yield on the 90-Day Treasury Bill ("T-Bill Yield") is shown for comparative purposes only. When comparing the investment returns of the LOGIC pool to the T-Bill Yield, you should know that the LOGIC pool consist of allocations of specific diversified securities as detailed in the respective Information Statements. The T-Bill Yield is taken from Bloomberg Finance L.P. and represents the daily closing yield on the then current 90-day T-Bill. The LOGIC yield is calculated in accordance with regulations governing the registration of open-end management investment companies under the Investment Company Act of 1940 as promulgated from time to time by the federal Securities and Exchange Commission.

Daily Summary for November 2019

Date	Mny Mkt Fund Equiv. [SEC Std.]	Daily Allocation Factor	LOGIC Invested Balance	Market Value Per Share	WAM Days (1)*	WAM Days (2)*
11/1/2019	1.9144%	0.000052449	\$6,313,932,722.42	1.000162	49	86
11/2/2019	1.9144%	0.000052449	\$6,313,932,722.42	1.000162	49	86
11/3/2019	1.9144%	0.000052449	\$6,313,932,722.42	1.000162	49	86
11/4/2019	1.8892%	0.000051758	\$6,323,158,241.75	1.000211	47	85
11/5/2019	1.8883%	0.000051735	\$6,367,921,833.36	1.000204	48	87
11/6/2019	1.8740%	0.000051342	\$6,442,905,673.60	1.000194	47	86
11/7/2019	1.8635%	0.000051055	\$6,419,973,049.42	1.000213	48	86
11/8/2019	1.8393%	0.000050392	\$6,448,892,001.55	1.000102	47	84
11/9/2019	1.8393%	0.000050392	\$6,448,892,001.55	1.000102	47	84
11/10/2019	1.8393%	0.000050392	\$6,448,892,001.55	1.000102	47	84
11/11/2019	1.8393%	0.000050392	\$6,448,892,001.55	1.000102	47	84
11/12/2019	1.8213%	0.000049899	\$6,486,455,811.98	1.000181	47	83
11/13/2019	1.8230%	0.000049944	\$6,499,556,295.63	1.000175	49	88
11/14/2019	1.8222%	0.000049923	\$6,493,881,918.44	1.000177	46	88
11/15/2019	1.8270%	0.000050054	\$6,456,059,758.54	1.000124	45	87
11/16/2019	1.8270%	0.000050054	\$6,456,059,758.54	1.000124	45	87
11/17/2019	1.8270%	0.000050054	\$6,456,059,758.54	1.000124	45	87
11/18/2019	1.8275%	0.000050069	\$6,438,907,125.06	1.000168	48	90
11/19/2019	1.8178%	0.000049804	\$6,527,767,660.67	1.000173	44	90
11/20/2019	1.8144%	0.000049709	\$6,524,517,409.40	1.000170	43	87
11/21/2019	1.8150%	0.000049725	\$6,519,446,026.04	1.000169	42	88
11/22/2019	1.8234%	0.000049957	\$6,440,354,331.14	1.000123	43	88
11/23/2019	1.8234%	0.000049957	\$6,440,354,331.14	1.000123	43	88
11/24/2019	1.8234%	0.000049957	\$6,440,354,331.14	1.000123	43	88
11/25/2019	1.8204%	0.000049873	\$6,563,870,386.21	1.000166	43	89
11/26/2019	1.8266%	0.000050045	\$6,546,721,442.69	1.000164	44	90
11/27/2019	1.8245%	0.000049987	\$6,553,781,212.15	1.000122	43	87
11/28/2019	1.8245%	0.000049987	\$6,553,781,212.15	1.000122	43	87
11/29/2019	1.8416%	0.000050454	\$6,521,613,270.01	1.000101	41	85
11/30/2019	1.8416%	0.000050454	\$6,521,613,270.01	1.000101	41	85
Average	1.8429%	0.000050490	\$6,457,749,342.70		45	87

Prosperity Bank
Money Market Accounts
November 30, 2019

FUND	DESCRIPTION	BEGINNING BALANCE	DEPOSITS	WITH- DRAWALS	INTEREST	ENDING BALANCE
100	General Operating	36,921,964.80	19,629,710.39	42,018,828.15	39,784.57	14,572,631.61
150	Juvenile Operations	16,660,042.42	280,634.84	1,324,360.25	25,867.78	15,642,184.79
155	Road & Bridge	10,139,662.82	601,897.01	1,737,284.75	15,148.34	9,019,423.42
160	Drainage District	11,005,727.87	121,769.23	649,683.58	17,174.45	10,494,987.97
165	Lateral Road	1,175,291.80	-	-	1,877.89	1,177,169.69
170	Statue Restoration	4,567.18	-	-	7.30	4,574.48
175	City Water Assistance	23,445.31	246.00	791.32	37.59	22,937.58
185	Entex Contributions	4.66	-	-	0.01	4.67
190	H L & P Assistance	17,315.76	-	11,358.62	13.60	5,970.74
195	County Law Library	1,310,401.13	38,791.74	31,500.59	2,110.99	1,319,803.27
200	Law Enforcement Academy	458,844.11	220,972.00	116,125.74	863.65	564,554.02
205	Surface Water Supply Corp.	8,254.35	-	-	13.19	8,267.54
206	Industrial Development Corp	66,410.10	-	6,000.00	104.83	60,514.93
207	FBC Historical Commission	2,243.89	-	-	3.59	2,247.48
215	Library Donations	108,327.33	1,159.20	2,676.60	173.81	106,983.74
225	FBC Asset Forfeiture-Task-State	1,075,834.52	9,100.44	22,722.97	1,712.63	1,063,924.62
235	Probate Court Training	128,830.24	893.86	-	206.66	129,930.76
245	Alert Program-Juvenile	55,171.61	-	-	88.15	55,259.76
255	D A Asset Forfeiture-Fed.	54.88	-	-	0.09	54.97
265	Gus George Memorial	4,812.09	-	-	7.69	4,819.78
275	D A Special Fund Run	15,708.66	268.00	134.00	25.01	15,867.67
280	Co.Atty.Supplemental Salary	285,577.32	-	5,999.34	451.92	280,029.90
290	VIT Interest (Tax Coll)	63,619.40	-	-	101.65	63,721.05
300	FBC Elections	804,105.36	54,565.74	24,546.07	1,333.99	835,459.02
305	FBC Asset Forfeiture-Task-Fed.	78,181.72	-	3,370.96	119.86	74,930.62
310	Sheriff Ofc/Forfeiture-Assets-St.	764,487.07	-	28,161.34	1,189.65	737,515.38
315	Sheriff Ofc/Forfeiture-Assets-Fed.	261,689.14	-	11,120.81	408.24	250,976.57
320	Constable Pct. 2 F/A	23.81	-	-	0.04	23.85
322	Constable Pct 3 F/A	396.47	-	-	0.63	397.10
324	Constable Pct 1 F/A	86.00	-	-	0.14	86.14
332	Fire Marshal St. Ass't. Forfeiture	696.10	-	-	1.11	697.21
335	DA Asset Forfeiture.-State	486,374.40	-	8,382.64	774.11	478,765.87
360	Law Enforcement Training	257,523.56	-	15,402.20	407.27	242,528.63
390	Child Protective Service IV-E	5,554.08	3,386.11	4,945.35	6.52	4,001.36

Prosperity Bank
Money Market Accounts
November 30, 2019

402	Hope 3 Program Sales	5,801.85	-	-	9.27	5,811.12
410	Child Support IVD Reimb.	318,937.06	1,750.97	-	510.07	321,198.10
415	Local Law Enf.Block Grant	56,996.47	10,000.00	5,837.75	93.34	61,252.06
440	Supervision	3,392,018.58	268,134.78	646,848.09	5,278.82	3,018,584.09
600/605	Debt Service Account	9,989,985.67	480,724.78	-	16,379.80	10,487,090.25
610	Drainage Debt Service	-	5,757.51	-	1.23	5,758.74
750	Mission Bend/Four Corners	3,063,319.41	-	353,442.17	4,813.25	2,714,690.49
756	2018 Facilities Bond Projects	20,099,154.21	-	366,547.14	32,014.73	19,764,621.80
758	2018 Mobility Projects	300,514.66	311,241.40	5,431.60	555.53	606,879.99
762	2020 Mobility Projects	-	311,241.40	311,241.40	182.19	182.19
802	Sr. Lien Toll Rd Rev Bonds 2016	12,877,200.16	3,019.50	481,860.13	20,340.08	12,418,699.61
805	Grand Pkwy Toll RD Rev Bond	3,634,555.03	-	-	5,807.32	3,640,362.35
810	Toll Road Operations	59,213,843.82	328,555.89	1,700,260.13	93,056.90	57,935,196.48
815	Grand Pkwy Toll Road Ops	21,757,033.14	343,227.38	1,123,294.14	33,892.67	21,010,859.05
TREA	Treasurer's Account	359,666.14	14,957,960.56	6,604,102.99	2,575.71	8,716,099.42
INVE	FBC Investment Account	-	-	-	-	-
850M	Boon-Chapman Medical	1,322,471.44	4,000,100.83	4,036,586.04	2,556.69	1,288,542.92
850D	Boon-Chapman Dental	1,483,409.62	50.00	146,950.56	2,242.36	1,338,751.42
882	Boon-Chapman 125	216,964.16	66,211.14	52,148.63	346.86	231,373.53
884	Fee Officer's Account	2,218,548.32	1,848,210.63	1,941,853.32	-	2,124,905.63
912	JP Credit Card Processing	47,408.62	278,534.65	254,276.02	93.85	71,761.10
908	EMS Credit Card Processing	13,635.92	14,943.52	17.15	33.74	28,596.03
DACC	D A Credit Card Processing	2,235.34	17,052.72	17,128.69	6.05	2,165.42
PTCC	Public Transportation Credit Cards	14,268.76	17,245.56	13,424.14	28.13	18,118.31
CSCC	CSCD Credit Card	186,404.80	204,723.57	206,400.69	275.48	185,003.16
LBCC	Library Credit Card	581.50	10,822.41	8,867.28	3.15	2,539.78
JUCC	Juvenile Credit Card	311.16	2,916.30	2,511.85	1.52	717.13
SOCC	Sheriff Credit Card	21,186.24	26,447.47	24,508.71	30.34	23,155.34
130	Assistant Dist Number 1	4,422,237.80	450,673.31	836,959.01	6,603.10	4,042,555.20
131	Assistant Dist Number 2	2,492,731.95	171,933.40	25,099.79	4,178.51	2,643,744.07
133	Assistant Dist Number 4	1,455,180.81	28,935.75	828.00	2,360.37	1,485,648.93
134	Assistant Dist Number 5	237,906.22	5,775.32	828.00	387.03	243,240.57
135	Assistant Dist Number 6	3,056,472.37	156,772.54	65,486.53	4,996.40	3,152,754.78
136	Assistant Dist Number 7	447,928.07	55,648.19	31,523.79	731.43	472,783.90
137	Assistant Dist Number 8	31,681.31	6,977.25	3,693.73	53.11	35,017.94

Prosperity Bank
Money Market Accounts
November 30, 2019

138	Assistant Dist Number 9	1,339,831.74	100,485.69	46,321.03	2,186.15	1,396,182.55
139	Assistant Dist Number 10	327,819.96	40,247.66	8,040.00	566.02	360,593.64
140	Assistant Dist Number 11	305,888.73	38,611.74	972.00	535.84	344,064.31
145	Emergency Svc Dist 100	8,561,832.25	-	-	13,680.17	8,575,512.42
CCCS	Non Fee Officer CC Clearing Acct	191,227.10	182,922.48	106,843.18	350.19	267,656.59
GAS	FBC Fuel Account (Susser)	64.22	-	64.22	0.01	0.01
JPMT	Juror Payments	15,485.69	-	13,740.47	16.06	1,761.28
EPEC	Engineering Permitting E-Check	13,253.08	2,810.00	23.08	23.43	16,063.43
JE11	JP 1-1 E-Filing	486.33	4,643.00	4,273.33	1.34	857.34
JE12	JP 1-2 E-Filing	1,250.58	4,408.00	4,570.33	1.61	1,089.86
JE02	JP 2 E-Filing	1,445.60	15,757.00	12,610.10	3.53	4,596.03
JE03	JP 3 E-Filing	1,539.24	14,640.25	11,787.49	3.75	4,395.75
JE04	JP #4 E-Filing	1,271.07	11,010.00	8,722.07	2.30	3,561.30
	Total	245,693,216.16	45,764,519.11	65,509,320.05	367,826.38	226,316,241.60

Investment Report

Ft. Bend County

12/01/19 - 12/31/19

1

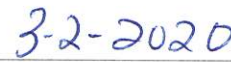
This report summarizes the investment position of Ft. Bend County for the period 12/01/19 to 12/31/19.

	11/30/19	12/31/19
Book Value	255,295,647.34	290,021,410.25
Market Value	255,295,647.34	290,021,410.25
Par Value	255,295,647.34	290,021,410.25
Change in Market Value		0.00
Weighted Average Maturity (in Days)	0	0
Weighted Average Yield-to-Maturity of Portfolio	1.9414%	1.8806%
Yield-to-Maturity of 90 Day T-Bill	1.5630%	1.5030%
Accrued Interest		0.00

This report is presented in accordance with the Texas Government Code Title 10 Section 2256.023. The below signed hereby certify that, to the best of their knowledge on the date this report was created, Ft. Bend County is in compliance with the provisions of Government Code 2256 and with the stated policies and strategies of Ft. Bend County.



Director of Finance & Investments



Date



County Treasurer



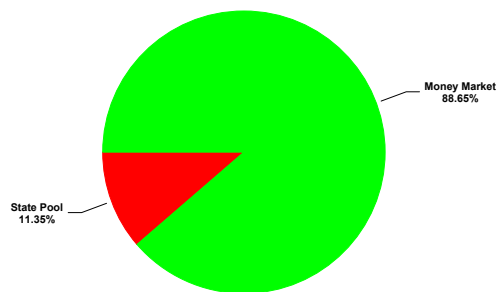
Date

Investment Report

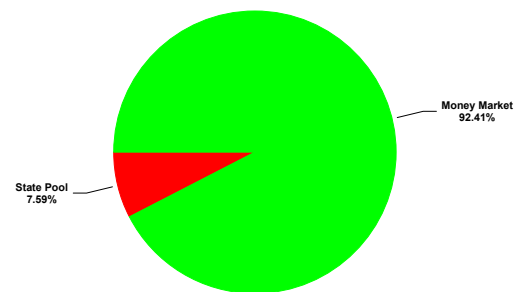
Ft. Bend County

12/01/19 - 12/31/19

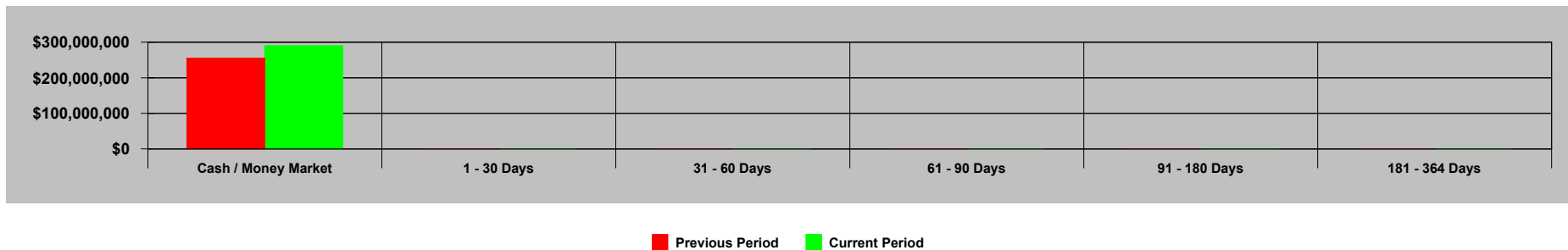
Portfolio Composition - 11/30/19



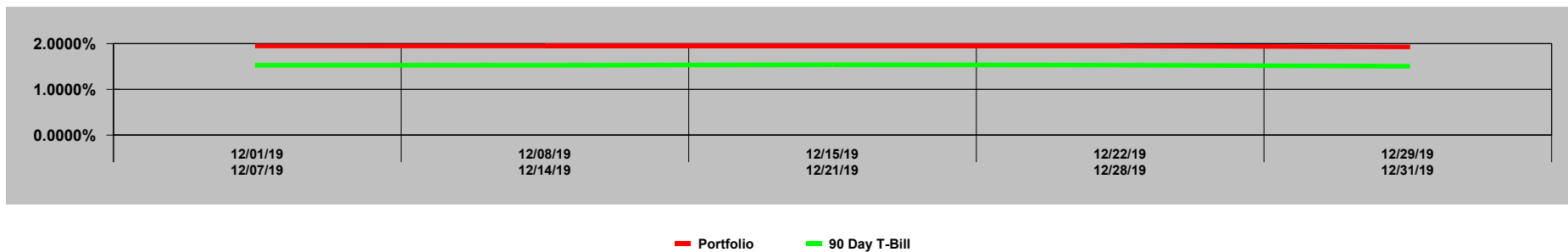
Portfolio Composition - 12/31/19



Maturity Aging - 11/30/19 vs 12/31/19



Portfolio Performance - 12/01/19 to 12/31/19



GASB 31 Compliance Ft. Bend County

Effective Interest - Actual Life
Receipts in Period
12/01/19 - 12/31/19

CUSIP	Invest Number	Security Description	Purchase Date	Sale Date	Valuation Method	Yield Earned	Price Source 12/01/19	Beginning Unit Price	Par Value On 12/01/19	Reported Value 12/01/19	Purchase Cost	Sales Proceeds	Ending Unit Price	Par Value On 12/31/19	Price Source 12/31/19	Reported Value 12/31/19	Change in Fair Value	Interest	Net Investment Income
Prosperity-Money Market Accts.	AR-0009	Money Market	11/30/03	Open	Fair Value	1.9546	Manual	1.000000	226,316,241.60	226,316,241.60	0.00	-41,687,688.08	1.000000	268,003,929.68	Manual	268,003,929.68	0.00	377,915.26	377,915.26
MB02-MBIA General	AR-0015	State Pool	11/01/08	Open	Fair Value	1.8828	Manual	1.000000	7,891,652.72	7,891,652.72	0.00	6,995,324.46	1.000000	896,328.26	Manual	896,328.26	0.00	4,675.54	4,675.54
MB03-MBIA Road & Bridge	AR-0016	State Pool	11/01/08	Open	Fair Value	1.8821	Manual	1.000000	53,397.62	53,397.62	0.00	-85.36	1.000000	53,482.98	Manual	53,482.98	0.00	85.36	85.36
MB04-MBIA Drainage	AR-0017	State Pool	11/01/08	Open	Fair Value	1.8821	Manual	1.000000	766,036.02	766,036.02	0.00	-1,224.57	1.000000	767,260.59	Manual	767,260.59	0.00	1,224.57	1,224.57
MB06-MBIA Toll Rd. Operations	AR-0019	State Pool	11/01/08	Open	Fair Value	1.8821	Manual	1.000000	8,780,643.35	8,780,643.35	0.00	-14,036.59	1.000000	8,794,679.94	Manual	8,794,679.94	0.00	14,036.59	14,036.59
TT00-TX TERM General	AR-0022	State Pool	11/01/08	Open	Fair Value	1.6596	Manual	1.000000	1,064.12	1,064.12	0.00	-1.50	1.000000	1,065.62	Manual	1,065.62	0.00	1.50	1.50
TT02-TX TERM Toll Rd. Operation	AR-0024	State Pool	11/01/08	Open	Fair Value	1.6615	Manual	1.000000	1,062.92	1,062.92	0.00	-1.50	1.000000	1,064.42	Manual	1,064.42	0.00	1.50	1.50
TT04-TX TERM Road & Bridge	AR-0026	State Pool	11/01/08	Open	Fair Value	1.6646	Manual	1.000000	1,060.97	1,060.97	0.00	-1.50	1.000000	1,062.47	Manual	1,062.47	0.00	1.50	1.50
TT05-TX TERM Drainage	AR-0027	State Pool	11/01/08	Open	Fair Value	1.6725	Manual	1.000000	351.98	351.98	0.00	-0.50	1.000000	352.48	Manual	352.48	0.00	0.50	0.50
LOG1-Logic- General	AR-0028	State Pool	11/10/08	Open	Fair Value	1.8172	Manual	1.000000	5,622,440.51	5,622,440.51	0.00	-8,677.77	1.000000	5,631,118.28	Manual	5,631,118.28	0.00	8,677.77	8,677.77
LOG2-Logic-Toll Rd. Operations	AR-0029	State Pool	11/10/08	Open	Fair Value	1.7455	Manual	1.000000	1,079.21	1,079.21	0.00	-1.60	1.000000	1,080.81	Manual	1,080.81	0.00	1.60	1.60
LOG5-Logic-Drainage	AR-0032	State Pool	11/10/08	Open	Fair Value	1.7567	Manual	1.000000	1,072.35	1,072.35	0.00	-1.60	1.000000	1,073.95	Manual	1,073.95	0.00	1.60	1.60
LOG8-Logic-Road & Bridge	AR-0035	State Pool	11/10/08	Open	Fair Value	1.7559	Manual	1.000000	1,072.80	1,072.80	0.00	-1.60	1.000000	1,074.40	Manual	1,074.40	0.00	1.60	1.60
MB12-MBIA ESD 100 AGREEMENT	AR-0041	State Pool	08/31/16	Open	Fair Value	1.8821	Manual	1.000000	977,519.28	977,519.28	0.00	-1,562.63	1.000000	979,081.91	Manual	979,081.91	0.00	1,562.63	1,562.63
MB13-MBIA ASSISTANCE DIST #1	AR-0042	State Pool	08/31/16	Open	Fair Value	1.8819	Manual	1.000000	90,338.75	90,338.75	0.00	-144.40	1.000000	90,483.15	Manual	90,483.15	0.00	144.40	144.40
MB14-MBIA GR PARKWAY OPERATIONS	AR-0043	State Pool	08/31/16	Open	Fair Value	<u>1.8821</u>	Manual	<u>1.000000</u>	<u>-4,790,613.14</u>	<u>-4,790,613.14</u>	<u>0.00</u>	<u>-7,658.17</u>	<u>1.000000</u>	<u>-4,798,271.31</u>	Manual	<u>-4,798,271.31</u>	<u>0.00</u>	<u>-7,658.17</u>	<u>-7,658.17</u>
Investment Total						<u>1.9462</u>		<u>1.000000</u>	<u>255,295,647.34</u>	<u>255,295,647.34</u>	<u>0.00</u>	<u>-34,725,762.91</u>	<u>1.000000</u>	<u>290,021,410.25</u>		<u>290,021,410.25</u>	<u>0.00</u>	<u>415,990.09</u>	<u>415,990.09</u>

Portfolio Position
Ft. Bend County
Effective Interest - Actual Life
Receipts in Period
12/01/19 - 12/31/19

4

CUSIP	Invest Number	Security Description	Purchase Date	Call Date	Par Value On 12/01/19	Par Value On 12/31/19	Market Val On 12/01/19	Market Val On 12/31/19	Purchase Cost	Sales Proceeds	Original Princ/Cost	Amor Value On 12/01/19	Amor Value On 12/31/19
130 - Assistance Dist #1													
State Pool													
MB13-MBIA ASSISTANCE DIST #1	AR-0042	State Pool	08/31/16	Open	<u>90,338.75</u>	<u>90,483.15</u>	<u>90,338.75</u>	<u>90,483.15</u>	<u>0.00</u>	<u>0.00</u>	<u>10,000,000.00</u>	<u>90,338.75</u>	<u>90,483.15</u>
State Pool Total					<u>90,338.75</u>	<u>90,483.15</u>	<u>90,338.75</u>	<u>90,483.15</u>	<u>0.00</u>	<u>0.00</u>	<u>10,000,000.00</u>	<u>90,338.75</u>	<u>90,483.15</u>
130 - Assistance Dist #1 Total					<u>90,338.75</u>	<u>90,483.15</u>	<u>90,338.75</u>	<u>90,483.15</u>	<u>0.00</u>	<u>0.00</u>	<u>10,000,000.00</u>	<u>90,338.75</u>	<u>90,483.15</u>
145 - ESD 100 Agreement													
State Pool													
MB12-MBIA ESD 100 AGREEMENT	AR-0041	State Pool	08/31/16	Open	<u>977,519.28</u>	<u>979,081.91</u>	<u>977,519.28</u>	<u>979,081.91</u>	<u>0.00</u>	<u>0.00</u>	<u>3,900,000.00</u>	<u>977,519.28</u>	<u>979,081.91</u>
State Pool Total					<u>977,519.28</u>	<u>979,081.91</u>	<u>977,519.28</u>	<u>979,081.91</u>	<u>0.00</u>	<u>0.00</u>	<u>3,900,000.00</u>	<u>977,519.28</u>	<u>979,081.91</u>
145 - ESD 100 Agreement Total					<u>977,519.28</u>	<u>979,081.91</u>	<u>977,519.28</u>	<u>979,081.91</u>	<u>0.00</u>	<u>0.00</u>	<u>3,900,000.00</u>	<u>977,519.28</u>	<u>979,081.91</u>
810 - FBC Toll Road Operations													
State Pool													
TT02-TX TERM Toll Rd. Operation	AR-0024	State Pool	11/01/08	Open	<u>0.00</u>	<u>0.00</u>	<u>0.00</u>	<u>0.00</u>	<u>0.00</u>	<u>0.00</u>	<u>0.00</u>	<u>0.00</u>	<u>0.00</u>
State Pool Total					<u>0.00</u>	<u>0.00</u>	<u>0.00</u>	<u>0.00</u>	<u>0.00</u>	<u>0.00</u>	<u>0.00</u>	<u>0.00</u>	<u>0.00</u>
810 - FBC Toll Road Operations Total					<u>0.00</u>	<u>0.00</u>	<u>0.00</u>	<u>0.00</u>	<u>0.00</u>	<u>0.00</u>	<u>0.00</u>	<u>0.00</u>	<u>0.00</u>
815 - Grand Parkway Operations													
State Pool													
MB14-MBIA GR PARKWAY OPERATIONS	AR-0043	State Pool	08/31/16	Open	<u>4,790,613.14</u>	<u>4,798,271.31</u>	<u>4,790,613.14</u>	<u>4,798,271.31</u>	<u>0.00</u>	<u>0.00</u>	<u>8,500,000.00</u>	<u>4,790,613.14</u>	<u>4,798,271.31</u>
State Pool Total					<u>4,790,613.14</u>	<u>4,798,271.31</u>	<u>4,790,613.14</u>	<u>4,798,271.31</u>	<u>0.00</u>	<u>0.00</u>	<u>8,500,000.00</u>	<u>4,790,613.14</u>	<u>4,798,271.31</u>
815 - Grand Parkway Operations Total					<u>4,790,613.14</u>	<u>4,798,271.31</u>	<u>4,790,613.14</u>	<u>4,798,271.31</u>	<u>0.00</u>	<u>0.00</u>	<u>8,500,000.00</u>	<u>4,790,613.14</u>	<u>4,798,271.31</u>
LOG5 - LOGIC DRAINAGE													
State Pool													
LOG5-Logic-Drainage	AR-0032	State Pool	11/10/08	Open	<u>1,072.35</u>	<u>1,073.95</u>	<u>1,072.35</u>	<u>1,073.95</u>	<u>0.00</u>	<u>0.00</u>	<u>500,000.00</u>	<u>1,072.35</u>	<u>1,073.95</u>
State Pool Total					<u>1,072.35</u>	<u>1,073.95</u>	<u>1,072.35</u>	<u>1,073.95</u>	<u>0.00</u>	<u>0.00</u>	<u>500,000.00</u>	<u>1,072.35</u>	<u>1,073.95</u>
LOG5 - LOGIC DRAINAGE Total					<u>1,072.35</u>	<u>1,073.95</u>	<u>1,072.35</u>	<u>1,073.95</u>	<u>0.00</u>	<u>0.00</u>	<u>500,000.00</u>	<u>1,072.35</u>	<u>1,073.95</u>
LOG1 - LOGIC GENERAL													
State Pool													
LOG1-Logic- General	AR-0028	State Pool	11/10/08	Open	<u>5,622,440.51</u>	<u>5,631,118.28</u>	<u>5,622,440.51</u>	<u>5,631,118.28</u>	<u>0.00</u>	<u>0.00</u>	<u>10,000,000.00</u>	<u>5,622,440.51</u>	<u>5,631,118.28</u>
State Pool Total					<u>5,622,440.51</u>	<u>5,631,118.28</u>	<u>5,622,440.51</u>	<u>5,631,118.28</u>	<u>0.00</u>	<u>0.00</u>	<u>10,000,000.00</u>	<u>5,622,440.51</u>	<u>5,631,118.28</u>
LOG1 - LOGIC GENERAL Total					<u>5,622,440.51</u>	<u>5,631,118.28</u>	<u>5,622,440.51</u>	<u>5,631,118.28</u>	<u>0.00</u>	<u>0.00</u>	<u>10,000,000.00</u>	<u>5,622,440.51</u>	<u>5,631,118.28</u>
LOG8 - LOGIC ROAD & BRIDGE													
State Pool													
LOG8-Logic-Road & Bridge	AR-0035	State Pool	11/10/08	Open	<u>1,072.80</u>	<u>1,074.40</u>	<u>1,072.80</u>	<u>1,074.40</u>	<u>0.00</u>	<u>0.00</u>	<u>1,000,000.00</u>	<u>1,072.80</u>	<u>1,074.40</u>
State Pool Total					<u>1,072.80</u>	<u>1,074.40</u>	<u>1,072.80</u>	<u>1,074.40</u>	<u>0.00</u>	<u>0.00</u>	<u>1,000,000.00</u>	<u>1,072.80</u>	<u>1,074.40</u>
LOG8 - LOGIC ROAD & BRIDGE Total					<u>1,072.80</u>	<u>1,074.40</u>	<u>1,072.80</u>	<u>1,074.40</u>	<u>0.00</u>	<u>0.00</u>	<u>1,000,000.00</u>	<u>1,072.80</u>	<u>1,074.40</u>
LOG2 - LOGIC TOLL OPERATIONS													
State Pool													
LOG2-Logic-Toll Rd.Operations	AR-0029	State Pool	11/10/08	Open	<u>1,079.21</u>	<u>1,080.81</u>	<u>1,079.21</u>	<u>1,080.81</u>	<u>0.00</u>	<u>0.00</u>	<u>2,000,000.00</u>	<u>1,079.21</u>	<u>1,080.81</u>
State Pool Total					<u>1,079.21</u>	<u>1,080.81</u>	<u>1,079.21</u>	<u>1,080.81</u>	<u>0.00</u>	<u>0.00</u>	<u>2,000,000.00</u>	<u>1,079.21</u>	<u>1,080.81</u>
LOG2 - LOGIC TOLL OPERATIONS Total					<u>1,079.21</u>	<u>1,080.81</u>	<u>1,079.21</u>	<u>1,080.81</u>	<u>0.00</u>	<u>0.00</u>	<u>2,000,000.00</u>	<u>1,079.21</u>	<u>1,080.81</u>
MB04 - MBIA DRAINAGE													
State Pool													
MB04-MBIA Drainage	AR-0017	State Pool	11/01/08	Open	<u>766,036.02</u>	<u>767,260.59</u>	<u>766,036.02</u>	<u>767,260.59</u>	<u>0.00</u>	<u>0.00</u>	<u>1,267,218.21</u>	<u>766,036.02</u>	<u>767,260.59</u>
State Pool Total					<u>766,036.02</u>	<u>767,260.59</u>	<u>766,036.02</u>	<u>767,260.59</u>	<u>0.00</u>	<u>0.00</u>	<u>1,267,218.21</u>	<u>766,036.02</u>	<u>767,260.59</u>
MB04 - MBIA DRAINAGE Total					<u>766,036.02</u>	<u>767,260.59</u>	<u>766,036.02</u>	<u>767,260.59</u>	<u>0.00</u>	<u>0.00</u>	<u>1,267,218.21</u>	<u>766,036.02</u>	<u>767,260.59</u>
MB02 - MBIA GENERAL													

Portfolio Position
Ft. Bend County
Effective Interest - Actual Life
Receipts in Period
12/01/19 - 12/31/19

5

CUSIP	Invest Number	Security Description	Purchase Date	Call Date	Par Value On 12/01/19	Par Value On 12/31/19	Market Val On 12/01/19	Market Val On 12/31/19	Purchase Cost	Sales Proceeds	Original Princ/Cost	Amor Value On 12/01/19	Amor Value On 12/31/19
State Pool													
MB02-MBIA General	AR-0015	State Pool	11/01/08	Open	<u>7,891,652.72</u>	<u>896,328.26</u>	<u>7,891,652.72</u>	<u>896,328.26</u>	<u>0.00</u>	<u>0.00</u>	<u>17,374,917.83</u>	<u>7,891,652.72</u>	<u>896,328.26</u>
State Pool Total					<u>7,891,652.72</u>	<u>896,328.26</u>	<u>7,891,652.72</u>	<u>896,328.26</u>	<u>0.00</u>	<u>0.00</u>	<u>17,374,917.83</u>	<u>7,891,652.72</u>	<u>896,328.26</u>
MB02 - MBIA GENERAL Total					<u>7,891,652.72</u>	<u>896,328.26</u>	<u>7,891,652.72</u>	<u>896,328.26</u>	<u>0.00</u>	<u>0.00</u>	<u>17,374,917.83</u>	<u>7,891,652.72</u>	<u>896,328.26</u>
MB03 - MBIA ROAD & BRIDGE													
State Pool													
MB03-MBIA Road & Bridge	AR-0016	State Pool	11/01/08	Open	<u>53,397.62</u>	<u>53,482.98</u>	<u>53,397.62</u>	<u>53,482.98</u>	<u>0.00</u>	<u>0.00</u>	<u>2,856,438.24</u>	<u>53,397.62</u>	<u>53,482.98</u>
State Pool Total					<u>53,397.62</u>	<u>53,482.98</u>	<u>53,397.62</u>	<u>53,482.98</u>	<u>0.00</u>	<u>0.00</u>	<u>2,856,438.24</u>	<u>53,397.62</u>	<u>53,482.98</u>
MB03 - MBIA ROAD & BRIDGE Total					<u>53,397.62</u>	<u>53,482.98</u>	<u>53,397.62</u>	<u>53,482.98</u>	<u>0.00</u>	<u>0.00</u>	<u>2,856,438.24</u>	<u>53,397.62</u>	<u>53,482.98</u>
MB06 - MBIA TOLL RD OPERATIONS													
State Pool													
MB06-MBIA Toll Rd. Operations	AR-0019	State Pool	11/01/08	Open	<u>8,780,643.35</u>	<u>8,794,679.94</u>	<u>8,780,643.35</u>	<u>8,794,679.94</u>	<u>0.00</u>	<u>0.00</u>	<u>3,143,377.27</u>	<u>8,780,643.35</u>	<u>8,794,679.94</u>
State Pool Total					<u>8,780,643.35</u>	<u>8,794,679.94</u>	<u>8,780,643.35</u>	<u>8,794,679.94</u>	<u>0.00</u>	<u>0.00</u>	<u>3,143,377.27</u>	<u>8,780,643.35</u>	<u>8,794,679.94</u>
MB06 - MBIA TOLL RD OPERATIONS Total					<u>8,780,643.35</u>	<u>8,794,679.94</u>	<u>8,780,643.35</u>	<u>8,794,679.94</u>	<u>0.00</u>	<u>0.00</u>	<u>3,143,377.27</u>	<u>8,780,643.35</u>	<u>8,794,679.94</u>
PROS - Prosperity Money Mkt. Accts.													
Money Market													
Prosperity-Money Market Accts.	AR-0009	Money Market	11/30/03	Open	<u>226,316,241.60</u>	<u>268,003,929.68</u>	<u>226,316,241.60</u>	<u>268,003,929.68</u>	<u>0.00</u>	<u>0.00</u>	<u>12,505,577.66</u>	<u>226,316,241.60</u>	<u>268,003,929.68</u>
Money Market Total					<u>226,316,241.60</u>	<u>268,003,929.68</u>	<u>226,316,241.60</u>	<u>268,003,929.68</u>	<u>0.00</u>	<u>0.00</u>	<u>12,505,577.66</u>	<u>226,316,241.60</u>	<u>268,003,929.68</u>
PROS - Prosperity Money Mkt. Accts. Total					<u>226,316,241.60</u>	<u>268,003,929.68</u>	<u>226,316,241.60</u>	<u>268,003,929.68</u>	<u>0.00</u>	<u>0.00</u>	<u>12,505,577.66</u>	<u>226,316,241.60</u>	<u>268,003,929.68</u>
TT05 - TEXAS TERM DRAINAGE													
State Pool													
TT05-TX TERM Drainage	AR-0027	State Pool	11/01/08	Open	<u>351.98</u>	<u>352.48</u>	<u>351.98</u>	<u>352.48</u>	<u>0.00</u>	<u>0.00</u>	<u>109,774.61</u>	<u>351.98</u>	<u>352.48</u>
State Pool Total					<u>351.98</u>	<u>352.48</u>	<u>351.98</u>	<u>352.48</u>	<u>0.00</u>	<u>0.00</u>	<u>109,774.61</u>	<u>351.98</u>	<u>352.48</u>
TT05 - TEXAS TERM DRAINAGE Total					<u>351.98</u>	<u>352.48</u>	<u>351.98</u>	<u>352.48</u>	<u>0.00</u>	<u>0.00</u>	<u>109,774.61</u>	<u>351.98</u>	<u>352.48</u>
TT00 - TEXAS TERM GENERAL													
State Pool													
TT00-TX TERM General	AR-0022	State Pool	11/01/08	Open	<u>1,064.12</u>	<u>1,065.62</u>	<u>1,064.12</u>	<u>1,065.62</u>	<u>0.00</u>	<u>0.00</u>	<u>10,006,437.87</u>	<u>1,064.12</u>	<u>1,065.62</u>
State Pool Total					<u>1,064.12</u>	<u>1,065.62</u>	<u>1,064.12</u>	<u>1,065.62</u>	<u>0.00</u>	<u>0.00</u>	<u>10,006,437.87</u>	<u>1,064.12</u>	<u>1,065.62</u>
TT00 - TEXAS TERM GENERAL Total					<u>1,064.12</u>	<u>1,065.62</u>	<u>1,064.12</u>	<u>1,065.62</u>	<u>0.00</u>	<u>0.00</u>	<u>10,006,437.87</u>	<u>1,064.12</u>	<u>1,065.62</u>
TT04 - TEXAS TERM ROAD & BRIDGE													
State Pool													
TT04-TX TERM Road & Bridge	AR-0026	State Pool	11/01/08	Open	<u>1,060.97</u>	<u>1,062.47</u>	<u>1,060.97</u>	<u>1,062.47</u>	<u>0.00</u>	<u>0.00</u>	<u>10,463.28</u>	<u>1,060.97</u>	<u>1,062.47</u>
State Pool Total					<u>1,060.97</u>	<u>1,062.47</u>	<u>1,060.97</u>	<u>1,062.47</u>	<u>0.00</u>	<u>0.00</u>	<u>10,463.28</u>	<u>1,060.97</u>	<u>1,062.47</u>
TT04 - TEXAS TERM ROAD & BRIDGE Total					<u>1,060.97</u>	<u>1,062.47</u>	<u>1,060.97</u>	<u>1,062.47</u>	<u>0.00</u>	<u>0.00</u>	<u>10,463.28</u>	<u>1,060.97</u>	<u>1,062.47</u>
TT02 - TEXAS TERM TOLL OPERATIONS													
State Pool													
TT02-TX TERM Toll Rd. Operation	AR-0024	State Pool	11/01/08	Open	<u>1,062.92</u>	<u>1,064.42</u>	<u>1,062.92</u>	<u>1,064.42</u>	<u>0.00</u>	<u>0.00</u>	<u>0.00</u>	<u>1,062.92</u>	<u>1,064.42</u>
State Pool Total					<u>1,062.92</u>	<u>1,064.42</u>	<u>1,062.92</u>	<u>1,064.42</u>	<u>0.00</u>	<u>0.00</u>	<u>0.00</u>	<u>1,062.92</u>	<u>1,064.42</u>
TT02 - TEXAS TERM TOLL OPERATIONS Total					<u>1,062.92</u>	<u>1,064.42</u>	<u>1,062.92</u>	<u>1,064.42</u>	<u>0.00</u>	<u>0.00</u>	<u>0.00</u>	<u>1,062.92</u>	<u>1,064.42</u>
09 - Temporary Holding													
Money Market													
Prosperity-Money Market Accts.	AR-0009	Money Market	11/30/03	Open	<u>0.00</u>	<u>0.00</u>	<u>0.00</u>	<u>0.00</u>	<u>0.00</u>	<u>0.00</u>	<u>0.00</u>	<u>0.00</u>	<u>0.00</u>
Money Market Total					<u>0.00</u>	<u>0.00</u>	<u>0.00</u>	<u>0.00</u>	<u>0.00</u>	<u>0.00</u>	<u>0.00</u>	<u>0.00</u>	<u>0.00</u>
09 - Temporary Holding Total					<u>0.00</u>	<u>0.00</u>	<u>0.00</u>	<u>0.00</u>	<u>0.00</u>	<u>0.00</u>	<u>0.00</u>	<u>0.00</u>	<u>0.00</u>
Combined Port													
Money Market													

Portfolio Position
Ft. Bend County
Effective Interest - Actual Life
Receipts in Period
12/01/19 - 12/31/19

CUSIP	Invest Number	Security Description	Purchase Date	Call Date	Par Value On 12/01/19	Par Value On 12/31/19	Market Val On 12/01/19	Market Val On 12/31/19	Purchase Cost	Sales Proceeds	Original Princ/Cost	Amor Value On 12/01/19	Amor Value On 12/31/19
Prosperity-Money Market Accts.	AR-0009	Money Market	11/30/03	Open	226,316,241.60	268,003,929.68	226,316,241.60	268,003,929.68	0.00	0.00	12,505,577.66	226,316,241.60	268,003,929.68
Money Market Total					226,316,241.60	268,003,929.68	226,316,241.60	268,003,929.68	0.00	0.00	12,505,577.66	226,316,241.60	268,003,929.68
State Pool													
LOG1-Logic- General	AR-0028	State Pool	11/10/08	Open	5,622,440.51	5,631,118.28	5,622,440.51	5,631,118.28	0.00	0.00	10,000,000.00	5,622,440.51	5,631,118.28
LOG2-Logic-Toll Rd.Operations	AR-0029	State Pool	11/10/08	Open	1,079.21	1,080.81	1,079.21	1,080.81	0.00	0.00	2,000,000.00	1,079.21	1,080.81
LOG5-Logic-Drainage	AR-0032	State Pool	11/10/08	Open	1,072.35	1,073.95	1,072.35	1,073.95	0.00	0.00	500,000.00	1,072.35	1,073.95
LOG8-Logic-Road & Bridge	AR-0035	State Pool	11/10/08	Open	1,072.80	1,074.40	1,072.80	1,074.40	0.00	0.00	1,000,000.00	1,072.80	1,074.40
MB02-MBIA General	AR-0015	State Pool	11/01/08	Open	7,891,652.72	896,328.26	7,891,652.72	896,328.26	0.00	0.00	17,374,917.83	7,891,652.72	896,328.26
MB03-MBIA Road & Bridge	AR-0016	State Pool	11/01/08	Open	53,397.62	53,482.98	53,397.62	53,482.98	0.00	0.00	2,856,438.24	53,397.62	53,482.98
MB04-MBIA Drainage	AR-0017	State Pool	11/01/08	Open	766,036.02	767,260.59	766,036.02	767,260.59	0.00	0.00	1,267,218.21	766,036.02	767,260.59
MB06-MBIA Toll Rd. Operations	AR-0019	State Pool	11/01/08	Open	8,780,643.35	8,794,679.94	8,780,643.35	8,794,679.94	0.00	0.00	3,143,377.27	8,780,643.35	8,794,679.94
MB12-MBIA ESD 100 AGREEMENT	AR-0041	State Pool	08/31/16	Open	977,519.28	979,081.91	977,519.28	979,081.91	0.00	0.00	3,900,000.00	977,519.28	979,081.91
MB13-MBIA ASSISTANCE DIST #1	AR-0042	State Pool	08/31/16	Open	90,338.75	90,483.15	90,338.75	90,483.15	0.00	0.00	10,000,000.00	90,338.75	90,483.15
MB14-MBIA GR PARKWAY OPERATIONS	AR-0043	State Pool	08/31/16	Open	4,790,613.14	4,798,271.31	4,790,613.14	4,798,271.31	0.00	0.00	8,500,000.00	4,790,613.14	4,798,271.31
TT00-TX TERM General	AR-0022	State Pool	11/01/08	Open	1,064.12	1,065.62	1,064.12	1,065.62	0.00	0.00	10,006,437.87	1,064.12	1,065.62
TT02-TX TERM Toll Rd. Operation	AR-0024	State Pool	11/01/08	Open	1,062.92	1,064.42	1,062.92	1,064.42	0.00	0.00	0.00	1,062.92	1,064.42
TT04-TX TERM Road & Bridge	AR-0026	State Pool	11/01/08	Open	1,060.97	1,062.47	1,060.97	1,062.47	0.00	0.00	10,463.28	1,060.97	1,062.47
TT05-TX TERM Drainage	AR-0027	State Pool	11/01/08	Open	351.98	352.48	351.98	352.48	0.00	0.00	109,774.61	351.98	352.48
State Pool Total					28,979,405.74	22,017,480.57	28,979,405.74	22,017,480.57	0.00	0.00	70,668,627.31	28,979,405.74	22,017,480.57
Combined Port Total					255,295,647.34	290,021,410.25	255,295,647.34	290,021,410.25	0.00	0.00	83,174,204.97	255,295,647.34	290,021,410.25

Earnings and Yields Summary

7

Ft. Bend County Effective Interest - Actual Life Receipts in Period 12/01/19 - 12/31/19

Security Description	12/01/19 12/07/19	12/08/19 12/14/19	12/15/19 12/21/19	12/22/19 12/28/19	12/29/19 12/31/19	12/01/19 12/31/19
Combined Port						
Money Market	84,938.91	84,938.91	84,938.91	84,938.91	38,159.62	377,915.26
State Pool	<u>10,416.57</u>	<u>8,591.84</u>	<u>7,861.96</u>	<u>7,861.96</u>	<u>3,342.50</u>	<u>38,074.83</u>
Port Total	<u>95,355.48</u>	<u>93,530.75</u>	<u>92,800.87</u>	<u>92,800.87</u>	<u>41,502.12</u>	<u>415,990.09</u>
Combined Port						
Money Market	1.9570	1.9570	1.9570	1.9570	1.9338	1.9546
State Pool	<u>1.8743</u>	<u>1.8683</u>	<u>1.8651</u>	<u>1.8651</u>	<u>1.8493</u>	<u>1.8669</u>
Port Total	<u>1.9476</u>	<u>1.9485</u>	<u>1.9488</u>	<u>1.9488</u>	<u>1.9267</u>	<u>1.9462</u>

Maturity Aging
Ft. Bend County
 Effective Interest - Actual Life
 Receipts in Period
 12/31/19

CUSIP	Invest Number	Security Description	Purchase Date	Days to Maturity	Yield Matur
Cash / Money Market					
LOG1-Logic- General	AR-0028	State Pool	11/10/08	0	1.8173
LOG2-Logic-Toll Rd.Operations	AR-0029	State Pool	11/10/08	0	1.8173
LOG5-Logic-Drainage	AR-0032	State Pool	11/10/08	0	1.8173
LOG8-Logic-Road & Bridge	AR-0035	State Pool	11/10/08	0	1.8173
MB02-MBIA General	AR-0015	State Pool	11/01/08	0	1.8800
MB03-MBIA Road & Bridge	AR-0016	State Pool	11/01/08	0	1.8800
MB04-MBIA Drainage	AR-0017	State Pool	11/01/08	0	1.8800
MB06-MBIA Toll Rd. Operations	AR-0019	State Pool	11/01/08	0	1.8800
MB12-MBIA ESD 100 AGREEMENT	AR-0041	State Pool	08/31/16	0	1.8800
MB13-MBIA ASSISTANCE DIST #1	AR-0042	State Pool	08/31/16	0	1.8800
MB14-MBIA GR PARKWAY OPERATIONS	AR-0043	State Pool	08/31/16	0	1.8800
Prosperity-Money Market Accts.	AR-0009	Money Market	11/30/03	0	1.8820
TT00-TX TERM General	AR-0022	State Pool	11/01/08	0	1.6600
TT02-TX TERM Toll Rd. Operation	AR-0024	State Pool	11/01/08	0	1.6600
TT04-TX TERM Road & Bridge	AR-0026	State Pool	11/01/08	0	1.6600
TT05-TX TERM Drainage	AR-0027	State Pool	11/01/08	0	1.6600
Cash / Money Market Total				0	<u>1.8806</u>
Investment Total				0	<u>1.8806</u>

Activity Statement
Ft. Bend County
Effective Interest - Actual Life
Receipts in Period
12/01/19 - 12/31/19

Purchase Date	Sale Date	CUSIP	Invest Number	Security Description	Amor Value On 12/01/19	Changes In Principal	Purchase Cost	Sales Proceeds	Purchased Interest	Int/Div Rec In the Perd	Amor Value On 12/31/19	
Money Market												
11/30/03	Open	Prosperity-Money Market Accts.		AR-0009	Money Market	<u>226,316,241.60</u>	<u>41,687,688.08</u>	<u>0.00</u>	<u>0.00</u>	<u>0.00</u>	<u>377,915.26</u>	<u>268,003,929.68</u>
Money Market Total						<u>226,316,241.60</u>	<u>41,687,688.08</u>	<u>0.00</u>	<u>0.00</u>	<u>0.00</u>	<u>377,915.26</u>	<u>268,003,929.68</u>
State Pool												
11/01/08	Open	MB02-MBIA General		AR-0015	State Pool	7,891,652.72	-6,995,324.46	0.00	0.00	0.00	4,675.54	896,328.26
11/01/08	Open	MB03-MBIA Road & Bridge		AR-0016	State Pool	53,397.62	85.36	0.00	0.00	0.00	85.36	53,482.98
11/01/08	Open	MB04-MBIA Drainage		AR-0017	State Pool	766,036.02	1,224.57	0.00	0.00	0.00	1,224.57	767,260.59
11/01/08	Open	MB06-MBIA Toll Rd. Operations		AR-0019	State Pool	8,780,643.35	14,036.59	0.00	0.00	0.00	14,036.59	8,794,679.94
11/01/08	Open	TT00-TX TERM General		AR-0022	State Pool	1,064.12	1.50	0.00	0.00	0.00	1.50	1,065.62
11/01/08	Open	TT02-TX TERM Toll Rd. Operation		AR-0024	State Pool	1,062.92	1.50	0.00	0.00	0.00	1.50	1,064.42
11/01/08	Open	TT04-TX TERM Road & Bridge		AR-0026	State Pool	1,060.97	1.50	0.00	0.00	0.00	1.50	1,062.47
11/01/08	Open	TT05-TX TERM Drainage		AR-0027	State Pool	351.98	0.50	0.00	0.00	0.00	0.50	352.48
11/10/08	Open	LOG1-Logic- General		AR-0028	State Pool	5,622,440.51	8,677.77	0.00	0.00	0.00	8,677.77	5,631,118.28
11/10/08	Open	LOG2-Logic-Toll Rd.Operations		AR-0029	State Pool	1,079.21	1.60	0.00	0.00	0.00	1.60	1,080.81
11/10/08	Open	LOG5-Logic-Drainage		AR-0032	State Pool	1,072.35	1.60	0.00	0.00	0.00	1.60	1,073.95
11/10/08	Open	LOG8-Logic-Road & Bridge		AR-0035	State Pool	1,072.80	1.60	0.00	0.00	0.00	1.60	1,074.40
08/31/16	Open	MB12-MBIA ESD 100 AGREEMENT		AR-0041	State Pool	977,519.28	1,562.63	0.00	0.00	0.00	1,562.63	979,081.91
08/31/16	Open	MB13-MBIA ASSISTANCE DIST #1		AR-0042	State Pool	90,338.75	144.40	0.00	0.00	0.00	144.40	90,483.15
08/31/16	Open	MB14-MBIA GR PARKWAY OPERATIONS		AR-0043	State Pool	<u>4,790,613.14</u>	<u>7,658.17</u>	<u>0.00</u>	<u>0.00</u>	<u>0.00</u>	<u>7,658.17</u>	<u>4,798,271.31</u>
State Pool Total						<u>28,979,405.74</u>	<u>-6,961,925.17</u>	<u>0.00</u>	<u>0.00</u>	<u>0.00</u>	<u>38,074.83</u>	<u>22,017,480.57</u>
Investment Total						<u>255,295,647.34</u>	<u>34,725,762.91</u>	<u>0.00</u>	<u>0.00</u>	<u>0.00</u>	<u>415,990.09</u>	<u>290,021,410.25</u>

Interest Accrual
Ft. Bend County
Effective Interest - Actual Life
Receipts in Period
12/01/19 - 12/31/19

CUSIP	Invest Number	Security Description	Purchase Date	Sale Date	Yield Earned	Ending Par Val/Shares	Ending Amor Val/Cost	Purchased Interest	Int/Div Rec In the Perd	Int/Div Accrued In the Perd	PTD Purch Received	Int/Div Rec Purch/Date	Int/Div Accrued Purch/Date
09 - Temporary Holding													
Money Market													
Prosperity-Money Market Accts.	AR-0009	Money Market	11/30/03	Open	<u>0.0000</u>	<u>0.00</u>	<u>0.00</u>	<u>0.00</u>	<u>0.00</u>	<u>0.00</u>	<u>0.00</u>	<u>0.00</u>	<u>0.00</u>
Money Market Total					<u>0.0000</u>	<u>0.00</u>	<u>0.00</u>	<u>0.00</u>	<u>0.00</u>	<u>0.00</u>	<u>0.00</u>	<u>0.00</u>	<u>0.00</u>
09 - Temporary Holding Total					<u>0.0000</u>	<u>0.00</u>	<u>0.00</u>	<u>0.00</u>	<u>0.00</u>	<u>0.00</u>	<u>0.00</u>	<u>0.00</u>	<u>0.00</u>
130 - Assistance Dist #1													
State Pool													
MB13-MBIA ASSISTANCE DIST #1	AR-0042	State Pool	08/31/16	Open	<u>1.8819</u>	<u>90,483.15</u>	<u>90,483.15</u>	<u>0.00</u>	<u>144.40</u>	<u>0.00</u>	<u>0.00</u>	<u>90,483.15</u>	<u>0.00</u>
State Pool Total					<u>1.8819</u>	<u>90,483.15</u>	<u>90,483.15</u>	<u>0.00</u>	<u>144.40</u>	<u>0.00</u>	<u>0.00</u>	<u>90,483.15</u>	<u>0.00</u>
130 - Assistance Dist #1 Total					<u>1.8819</u>	<u>90,483.15</u>	<u>90,483.15</u>	<u>0.00</u>	<u>144.40</u>	<u>0.00</u>	<u>0.00</u>	<u>90,483.15</u>	<u>0.00</u>
145 - ESD 100 Agreement													
State Pool													
MB12-MBIA ESD 100 AGREEMENT	AR-0041	State Pool	08/31/16	Open	<u>1.8821</u>	<u>979,081.91</u>	<u>979,081.91</u>	<u>0.00</u>	<u>1,562.63</u>	<u>0.00</u>	<u>0.00</u>	<u>77,523.15</u>	<u>0.00</u>
State Pool Total					<u>1.8821</u>	<u>979,081.91</u>	<u>979,081.91</u>	<u>0.00</u>	<u>1,562.63</u>	<u>0.00</u>	<u>0.00</u>	<u>77,523.15</u>	<u>0.00</u>
145 - ESD 100 Agreement Total					<u>1.8821</u>	<u>979,081.91</u>	<u>979,081.91</u>	<u>0.00</u>	<u>1,562.63</u>	<u>0.00</u>	<u>0.00</u>	<u>77,523.15</u>	<u>0.00</u>
810 - FBC Toll Road Operations													
State Pool													
TT02-TX TERM Toll Rd. Operation	AR-0024	State Pool	11/01/08	Open	<u>0.0000</u>	<u>0.00</u>	<u>0.00</u>	<u>0.00</u>	<u>0.00</u>	<u>0.00</u>	<u>0.00</u>	<u>0.00</u>	<u>0.00</u>
State Pool Total					<u>0.0000</u>	<u>0.00</u>	<u>0.00</u>	<u>0.00</u>	<u>0.00</u>	<u>0.00</u>	<u>0.00</u>	<u>0.00</u>	<u>0.00</u>
810 - FBC Toll Road Operations Total					<u>0.0000</u>	<u>0.00</u>	<u>0.00</u>	<u>0.00</u>	<u>0.00</u>	<u>0.00</u>	<u>0.00</u>	<u>0.00</u>	<u>0.00</u>
815 - Grand Parkway Operations													
State Pool													
MB14-MBIA GR PARKWAY OPERATIONS	AR-0043	State Pool	08/31/16	Open	<u>1.8821</u>	<u>4,798,271.31</u>	<u>4,798,271.31</u>	<u>0.00</u>	<u>7,658.17</u>	<u>0.00</u>	<u>0.00</u>	<u>298,265.83</u>	<u>0.00</u>
State Pool Total					<u>1.8821</u>	<u>4,798,271.31</u>	<u>4,798,271.31</u>	<u>0.00</u>	<u>7,658.17</u>	<u>0.00</u>	<u>0.00</u>	<u>298,265.83</u>	<u>0.00</u>
815 - Grand Parkway Operations Total					<u>1.8821</u>	<u>4,798,271.31</u>	<u>4,798,271.31</u>	<u>0.00</u>	<u>7,658.17</u>	<u>0.00</u>	<u>0.00</u>	<u>298,265.83</u>	<u>0.00</u>
LOG1 - LOGIC GENERAL													
State Pool													
LOG1-Logic-General	AR-0028	State Pool	11/10/08	Open	<u>1.8172</u>	<u>5,631,118.28</u>	<u>5,631,118.28</u>	<u>0.00</u>	<u>8,677.77</u>	<u>0.00</u>	<u>0.00</u>	<u>701,551.26</u>	<u>0.00</u>
State Pool Total					<u>1.8172</u>	<u>5,631,118.28</u>	<u>5,631,118.28</u>	<u>0.00</u>	<u>8,677.77</u>	<u>0.00</u>	<u>0.00</u>	<u>701,551.26</u>	<u>0.00</u>
LOG1 - LOGIC GENERAL Total					<u>1.8172</u>	<u>5,631,118.28</u>	<u>5,631,118.28</u>	<u>0.00</u>	<u>8,677.77</u>	<u>0.00</u>	<u>0.00</u>	<u>701,551.26</u>	<u>0.00</u>
LOG2 - LOGIC TOLL OPERATIONS													
State Pool													
LOG2-Logic-Toll Rd.Operations	AR-0029	State Pool	11/10/08	Open	<u>1.7455</u>	<u>1,080.81</u>	<u>1,080.81</u>	<u>0.00</u>	<u>1.60</u>	<u>0.00</u>	<u>0.00</u>	<u>62,411.89</u>	<u>0.00</u>
State Pool Total					<u>1.7455</u>	<u>1,080.81</u>	<u>1,080.81</u>	<u>0.00</u>	<u>1.60</u>	<u>0.00</u>	<u>0.00</u>	<u>62,411.89</u>	<u>0.00</u>
LOG2 - LOGIC TOLL OPERATIONS Total					<u>1.7455</u>	<u>1,080.81</u>	<u>1,080.81</u>	<u>0.00</u>	<u>1.60</u>	<u>0.00</u>	<u>0.00</u>	<u>62,411.89</u>	<u>0.00</u>
LOG5 - LOGIC DRAINAGE													
State Pool													
LOG5-Logic-Drainage	AR-0032	State Pool	11/10/08	Open	<u>1.7567</u>	<u>1,073.95</u>	<u>1,073.95</u>	<u>0.00</u>	<u>1.60</u>	<u>0.00</u>	<u>0.00</u>	<u>3,317.72</u>	<u>0.00</u>
State Pool Total					<u>1.7567</u>	<u>1,073.95</u>	<u>1,073.95</u>	<u>0.00</u>	<u>1.60</u>	<u>0.00</u>	<u>0.00</u>	<u>3,317.72</u>	<u>0.00</u>
LOG5 - LOGIC DRAINAGE Total					<u>1.7567</u>	<u>1,073.95</u>	<u>1,073.95</u>	<u>0.00</u>	<u>1.60</u>	<u>0.00</u>	<u>0.00</u>	<u>3,317.72</u>	<u>0.00</u>
LOG8 - LOGIC ROAD & BRIDGE													
State Pool													
LOG8-Logic-Road & Bridge	AR-0035	State Pool	11/10/08	Open	<u>1.7559</u>	<u>1,074.40</u>	<u>1,074.40</u>	<u>0.00</u>	<u>1.60</u>	<u>0.00</u>	<u>0.00</u>	<u>6,561.92</u>	<u>0.00</u>
State Pool Total					<u>1.7559</u>	<u>1,074.40</u>	<u>1,074.40</u>	<u>0.00</u>	<u>1.60</u>	<u>0.00</u>	<u>0.00</u>	<u>6,561.92</u>	<u>0.00</u>
LOG8 - LOGIC ROAD & BRIDGE Total					<u>1.7559</u>	<u>1,074.40</u>	<u>1,074.40</u>	<u>0.00</u>	<u>1.60</u>	<u>0.00</u>	<u>0.00</u>	<u>6,561.92</u>	<u>0.00</u>
MB02 - MBIA GENERAL													

Interest Accrual
Ft. Bend County
Effective Interest - Actual Life
Receipts in Period
12/01/19 - 12/31/19

11

CUSIP	Invest Number	Security Description	Purchase Date	Sale Date	Yield Earned	Ending Par Val/Shares	Ending Amor Val/Cost	Purchased Interest	Int/Div Rec In the Perd	Int/Div Accrued In the Perd	PTD Purch Received	Int/Div Rec Purch/Date	Int/Div Accrued Purch/Date
State Pool													
MB02-MBIA General	AR-0015	State Pool	11/01/08	Open	<u>1.8828</u>	<u>896,328.26</u>	<u>896,328.26</u>	<u>0.00</u>	<u>4,675.54</u>	<u>0.00</u>	<u>0.00</u>	<u>625,678.63</u>	<u>0.00</u>
State Pool Total					<u>1.8828</u>	<u>896,328.26</u>	<u>896,328.26</u>	<u>0.00</u>	<u>4,675.54</u>	<u>0.00</u>	<u>0.00</u>	<u>625,678.63</u>	<u>0.00</u>
MB02 - MBIA GENERAL Total					<u>1.8828</u>	<u>896,328.26</u>	<u>896,328.26</u>	<u>0.00</u>	<u>4,675.54</u>	<u>0.00</u>	<u>0.00</u>	<u>625,678.63</u>	<u>0.00</u>
MB03 - MBIA ROAD & BRIDGE													
State Pool													
MB03-MBIA Road & Bridge	AR-0016	State Pool	11/01/08	Open	<u>1.8821</u>	<u>53,482.98</u>	<u>53,482.98</u>	<u>0.00</u>	<u>85.36</u>	<u>0.00</u>	<u>0.00</u>	<u>94,222.13</u>	<u>0.00</u>
State Pool Total					<u>1.8821</u>	<u>53,482.98</u>	<u>53,482.98</u>	<u>0.00</u>	<u>85.36</u>	<u>0.00</u>	<u>0.00</u>	<u>94,222.13</u>	<u>0.00</u>
MB03 - MBIA ROAD & BRIDGE Total					<u>1.8821</u>	<u>53,482.98</u>	<u>53,482.98</u>	<u>0.00</u>	<u>85.36</u>	<u>0.00</u>	<u>0.00</u>	<u>94,222.13</u>	<u>0.00</u>
MB04 - MBIA DRAINAGE													
State Pool													
MB04-MBIA Drainage	AR-0017	State Pool	11/01/08	Open	<u>1.8821</u>	<u>767,260.59</u>	<u>767,260.59</u>	<u>0.00</u>	<u>1,224.57</u>	<u>0.00</u>	<u>0.00</u>	<u>124,588.50</u>	<u>0.00</u>
State Pool Total					<u>1.8821</u>	<u>767,260.59</u>	<u>767,260.59</u>	<u>0.00</u>	<u>1,224.57</u>	<u>0.00</u>	<u>0.00</u>	<u>124,588.50</u>	<u>0.00</u>
MB04 - MBIA DRAINAGE Total					<u>1.8821</u>	<u>767,260.59</u>	<u>767,260.59</u>	<u>0.00</u>	<u>1,224.57</u>	<u>0.00</u>	<u>0.00</u>	<u>124,588.50</u>	<u>0.00</u>
MB06 - MBIA TOLL RD OPERATIONS													
State Pool													
MB06-MBIA Toll Rd. Operations	AR-0019	State Pool	11/01/08	Open	<u>1.8821</u>	<u>8,794,679.94</u>	<u>8,794,679.94</u>	<u>0.00</u>	<u>14,036.59</u>	<u>0.00</u>	<u>0.00</u>	<u>510,616.74</u>	<u>0.00</u>
State Pool Total					<u>1.8821</u>	<u>8,794,679.94</u>	<u>8,794,679.94</u>	<u>0.00</u>	<u>14,036.59</u>	<u>0.00</u>	<u>0.00</u>	<u>510,616.74</u>	<u>0.00</u>
MB06 - MBIA TOLL RD OPERATIONS Total					<u>1.8821</u>	<u>8,794,679.94</u>	<u>8,794,679.94</u>	<u>0.00</u>	<u>14,036.59</u>	<u>0.00</u>	<u>0.00</u>	<u>510,616.74</u>	<u>0.00</u>
PROS - Prosperity Money Mkt. Accts.													
Money Market													
Prosperity-Money Market Accts.	AR-0009	Money Market	11/30/03	Open	<u>1.9546</u>	<u>268,003,929.68</u>	<u>268,003,929.68</u>	<u>0.00</u>	<u>377,915.26</u>	<u>0.00</u>	<u>0.00</u>	<u>43,385,216.67</u>	<u>0.00</u>
Money Market Total					<u>1.9546</u>	<u>268,003,929.68</u>	<u>268,003,929.68</u>	<u>0.00</u>	<u>377,915.26</u>	<u>0.00</u>	<u>0.00</u>	<u>43,385,216.67</u>	<u>0.00</u>
PROS - Prosperity Money Mkt. Accts. Total					<u>1.9546</u>	<u>268,003,929.68</u>	<u>268,003,929.68</u>	<u>0.00</u>	<u>377,915.26</u>	<u>0.00</u>	<u>0.00</u>	<u>43,385,216.67</u>	<u>0.00</u>
TT00 - TEXAS TERM GENERAL													
State Pool													
TT00-TX TERM General	AR-0022	State Pool	11/01/08	Open	<u>1.6596</u>	<u>1,065.62</u>	<u>1,065.62</u>	<u>0.00</u>	<u>1.50</u>	<u>0.00</u>	<u>0.00</u>	<u>21,450.39</u>	<u>0.00</u>
State Pool Total					<u>1.6596</u>	<u>1,065.62</u>	<u>1,065.62</u>	<u>0.00</u>	<u>1.50</u>	<u>0.00</u>	<u>0.00</u>	<u>21,450.39</u>	<u>0.00</u>
TT00 - TEXAS TERM GENERAL Total					<u>1.6596</u>	<u>1,065.62</u>	<u>1,065.62</u>	<u>0.00</u>	<u>1.50</u>	<u>0.00</u>	<u>0.00</u>	<u>21,450.39</u>	<u>0.00</u>
TT02 - TEXAS TERM TOLL OPERATIONS													
State Pool													
TT02-TX TERM Toll Rd. Operation	AR-0024	State Pool	11/01/08	Open	<u>1.6615</u>	<u>1,064.42</u>	<u>1,064.42</u>	<u>0.00</u>	<u>1.50</u>	<u>0.00</u>	<u>0.00</u>	<u>17,994.32</u>	<u>0.00</u>
State Pool Total					<u>1.6615</u>	<u>1,064.42</u>	<u>1,064.42</u>	<u>0.00</u>	<u>1.50</u>	<u>0.00</u>	<u>0.00</u>	<u>17,994.32</u>	<u>0.00</u>
TT02 - TEXAS TERM TOLL OPERATIONS Total					<u>1.6615</u>	<u>1,064.42</u>	<u>1,064.42</u>	<u>0.00</u>	<u>1.50</u>	<u>0.00</u>	<u>0.00</u>	<u>17,994.32</u>	<u>0.00</u>
TT04 - TEXAS TERM ROAD & BRIDGE													
State Pool													
TT04-TX TERM Road & Bridge	AR-0026	State Pool	11/01/08	Open	<u>1.6646</u>	<u>1,062.47</u>	<u>1,062.47</u>	<u>0.00</u>	<u>1.50</u>	<u>0.00</u>	<u>0.00</u>	<u>8,269.75</u>	<u>0.00</u>
State Pool Total					<u>1.6646</u>	<u>1,062.47</u>	<u>1,062.47</u>	<u>0.00</u>	<u>1.50</u>	<u>0.00</u>	<u>0.00</u>	<u>8,269.75</u>	<u>0.00</u>
TT04 - TEXAS TERM ROAD & BRIDGE Total					<u>1.6646</u>	<u>1,062.47</u>	<u>1,062.47</u>	<u>0.00</u>	<u>1.50</u>	<u>0.00</u>	<u>0.00</u>	<u>8,269.75</u>	<u>0.00</u>
TT05 - TEXAS TERM DRAINAGE													
State Pool													
TT05-TX TERM Drainage	AR-0027	State Pool	11/01/08	Open	<u>1.6725</u>	<u>352.48</u>	<u>352.48</u>	<u>0.00</u>	<u>0.50</u>	<u>0.00</u>	<u>0.00</u>	<u>5,031.75</u>	<u>0.00</u>
State Pool Total					<u>1.6725</u>	<u>352.48</u>	<u>352.48</u>	<u>0.00</u>	<u>0.50</u>	<u>0.00</u>	<u>0.00</u>	<u>5,031.75</u>	<u>0.00</u>
TT05 - TEXAS TERM DRAINAGE Total					<u>1.6725</u>	<u>352.48</u>	<u>352.48</u>	<u>0.00</u>	<u>0.50</u>	<u>0.00</u>	<u>0.00</u>	<u>5,031.75</u>	<u>0.00</u>

Premium/Discount Amortization

Ft. Bend County

Effective Interest - Actual Life

Receipts in Period

12/01/19 - 12/31/19

12

CUSIP	Invest Number	Security Description	Purchase Date	Amortiz Date	Yield Earned	Beginning Par Val/Shares	Beginning Unamor Val/Cost	Premium Discount	Ending Par Val/Shares	Ending Amor Val/Cost	Unamor Prem/Dscnt	Amortization In the Perd	Amortization Purch/Date
Money Market													
Prosperity-Money Market Accts.	AR-0009	Money Market	11/30/03	Open	1.9546	226,316,241.60	226,316,241.60	0.00	268,003,929.68	268,003,929.68	0.00	0.00	0.00
Money Market Total					1.9546	226,316,241.60	226,316,241.60	0.00	268,003,929.68	268,003,929.68	0.00	0.00	0.00
State Pool													
MB02-MBIA General	AR-0015	State Pool	11/01/08	Open	1.8828	7,891,652.72	7,891,652.72	0.00	896,328.26	896,328.26	0.00	0.00	0.00
MB03-MBIA Road & Bridge	AR-0016	State Pool	11/01/08	Open	1.8821	53,397.62	53,397.62	0.00	53,482.98	53,482.98	0.00	0.00	0.00
MB04-MBIA Drainage	AR-0017	State Pool	11/01/08	Open	1.8821	766,036.02	766,036.02	0.00	767,260.59	767,260.59	0.00	0.00	0.00
MB06-MBIA Toll Rd. Operations	AR-0019	State Pool	11/01/08	Open	1.8821	8,780,643.35	8,780,643.35	0.00	8,794,679.94	8,794,679.94	0.00	0.00	0.00
TT00-TX TERM General	AR-0022	State Pool	11/01/08	Open	1.6596	1,064.12	1,064.12	0.00	1,065.62	1,065.62	0.00	0.00	0.00
TT02-TX TERM Toll Rd. Operation	AR-0024	State Pool	11/01/08	Open	1.6615	1,062.92	1,062.92	0.00	1,064.42	1,064.42	0.00	0.00	0.00
TT04-TX TERM Road & Bridge	AR-0026	State Pool	11/01/08	Open	1.6646	1,060.97	1,060.97	0.00	1,062.47	1,062.47	0.00	0.00	0.00
TT05-TX TERM Drainage	AR-0027	State Pool	11/01/08	Open	1.6725	351.98	351.98	0.00	352.48	352.48	0.00	0.00	0.00
LOG1-Logic- General	AR-0028	State Pool	11/10/08	Open	1.8172	5,622,440.51	5,622,440.51	0.00	5,631,118.28	5,631,118.28	0.00	0.00	0.00
LOG2-Logic-Toll Rd.Operations	AR-0029	State Pool	11/10/08	Open	1.7455	1,079.21	1,079.21	0.00	1,080.81	1,080.81	0.00	0.00	0.00
LOG5-Logic-Drainage	AR-0032	State Pool	11/10/08	Open	1.7567	1,072.35	1,072.35	0.00	1,073.95	1,073.95	0.00	0.00	0.00
LOG8-Logic-Road & Bridge	AR-0035	State Pool	11/10/08	Open	1.7559	1,072.80	1,072.80	0.00	1,074.40	1,074.40	0.00	0.00	0.00
MB12-MBIA ESD 100 AGREEMENT	AR-0041	State Pool	08/31/16	Open	1.8821	977,519.28	977,519.28	0.00	979,081.91	979,081.91	0.00	0.00	0.00
MB13-MBIA ASSISTANCE DIST #1	AR-0042	State Pool	08/31/16	Open	1.8819	90,338.75	90,338.75	0.00	90,483.15	90,483.15	0.00	0.00	0.00
MB14-MBIA GR PARKWAY OPERATIONS	AR-0043	State Pool	08/31/16	Open	1.8821	4,790,613.14	4,790,613.14	0.00	4,798,271.31	4,798,271.31	0.00	0.00	0.00
State Pool Total					1.8669	28,979,405.74	28,979,405.74	0.00	22,017,480.57	22,017,480.57	0.00	0.00	0.00
Investment Total					1.9462	255,295,647.34	255,295,647.34	0.00	290,021,410.25	290,021,410.25	0.00	0.00	0.00

Open Investments

Ft. Bend County

Effective Interest - Actual Life
Receipts in Period
12/31/19


CUSIP	Invest Number	Security Description	Invest Class	Purchase Date	Call Date	Purchase Institut	SafeKeep Institut	Issuing Institut	Yield Matur	Yield Call	Original Unit Cost	Original Par Val/Shares	Original Princ/Cost	Orig Prem Discount	Ending Unit Price	Ending Par Val/Shares	Ending Amor Val/Cost	Ending Prem/Dscnt	Unamor Prem/Dscnt
Money Market																			
Prosperity-Money Market Accts.																			
	AR-0009	Money Market		11/30/03	Open	100	None	100	1.8820	1.8820	1.000000	12,505,577.66	12,505,577.66	0.00	1.000000	268,003,929.68	268,003,929.68		0.00
Money Market Total																			
									<u>1.8820</u>	<u>1.8820</u>	<u>1.000000</u>	<u>12,505,577.66</u>	<u>12,505,577.66</u>	<u>0.00</u>	<u>1.000000</u>	<u>268,003,929.68</u>	<u>268,003,929.68</u>		<u>0.00</u>
State Pool																			
MB02-MBIA General																			
	AR-0015	State Pool		11/01/08	Open	2000	None	2000	1.8800	1.8800	1.000000	17,374,917.83	17,374,917.83	0.00	1.000000	896,328.26	896,328.26		0.00
MB03-MBIA Road & Bridge																			
	AR-0016	State Pool		11/01/08	Open	2000	None	2000	1.8800	1.8800	1.000000	2,856,438.24	2,856,438.24	0.00	1.000000	53,482.98	53,482.98		0.00
MB04-MBIA Drainage																			
	AR-0017	State Pool		11/01/08	Open	2000	None	2000	1.8800	1.8800	1.000000	1,267,218.21	1,267,218.21	0.00	1.000000	767,260.59	767,260.59		0.00
MB06-MBIA Toll Rd. Operations																			
	AR-0019	State Pool		11/01/08	Open	2000	None	2000	1.8800	1.8800	1.000000	3,143,377.27	3,143,377.27	0.00	1.000000	8,794,679.94	8,794,679.94		0.00
TT00-TX TERM General																			
	AR-0022	State Pool		11/01/08	Open	2005	None	2005	1.6600	1.6600	1.000000	10,006,437.87	10,006,437.87	0.00	1.000000	1,065.62	1,065.62		0.00
TT02-TX TERM Toll Rd. Operation																			
	AR-0024	State Pool		11/01/08	Open	2005	None	2005	1.6600	1.6600	0.000000	0.00	0.00	0.00	1.000000	1,064.42	1,064.42		0.00
TT04-TX TERM Road & Bridge																			
	AR-0026	State Pool		11/01/08	Open	2005	None	2005	1.6600	1.6600	1.000000	10,463.28	10,463.28	0.00	1.000000	1,062.47	1,062.47		0.00
TT05-TX TERM Drainage																			
	AR-0027	State Pool		11/01/08	Open	2005	None	2005	1.6600	1.6600	1.000000	109,774.61	109,774.61	0.00	1.000000	352.48	352.48		0.00
LOG1-Logic- General																			
	AR-0028	State Pool		11/10/08	Open	200	None	200	1.8173	1.8173	1.000000	10,000,000.00	10,000,000.00	0.00	1.000000	5,631,118.28	5,631,118.28		0.00
LOG2-Logic-Toll Rd.Operations																			
	AR-0029	State Pool		11/10/08	Open	200	None	200	1.8173	1.8173	1.000000	2,000,000.00	2,000,000.00	0.00	1.000000	1,080.81	1,080.81		0.00
LOG5-Logic-Drainage																			
	AR-0032	State Pool		11/10/08	Open	200	None	200	1.8173	1.8173	1.000000	500,000.00	500,000.00	0.00	1.000000	1,073.95	1,073.95		0.00
LOG8-Logic-Road & Bridge																			
	AR-0035	State Pool		11/10/08	Open	200	None	200	1.8173	1.8173	1.000000	1,000,000.00	1,000,000.00	0.00	1.000000	1,074.40	1,074.40		0.00
MB12-MBIA ESD 100 AGREEMENT																			
	AR-0041	State Pool		08/31/16	Open	2000	None	2000	1.8800	1.8800	1.000000	3,900,000.00	3,900,000.00	0.00	1.000000	979,081.91	979,081.91		0.00
MB13-MBIA ASSISTANCE DIST #1																			
	AR-0042	State Pool		08/31/16	Open	2000	None	2000	1.8800	1.8800	1.000000	10,000,000.00	10,000,000.00	0.00	1.000000	90,483.15	90,483.15		0.00
MB14-MBIA GR PARKWAY OPERATIONS																			
	AR-0043	State Pool		08/31/16	Open	2000	None	2000	1.8800	1.8800	1.000000	8,500,000.00	8,500,000.00	0.00	1.000000	4,798,271.31	4,798,271.31		0.00
State Pool Total																			
									<u>1.8639</u>	<u>1.8639</u>	<u>1.000000</u>	<u>70,668,627.31</u>	<u>70,668,627.31</u>	<u>0.00</u>	<u>1.000000</u>	<u>22,017,480.57</u>	<u>22,017,480.57</u>		<u>0.00</u>
Investment Total																			
									<u>1.8806</u>	<u>1.8806</u>	<u>1.000000</u>	<u>83,174,204.97</u>	<u>83,174,204.97</u>	<u>0.00</u>	<u>1.000000</u>	<u>290,021,410.25</u>	<u>290,021,410.25</u>		<u>0.00</u>

Open Investments

Ft. Bend County

Effective Interest - Actual Life
Receipts in Period
12/31/19

Showing Ending Par Val/Shares: \$290,021,410.25



FBC INVESTMENT TRAILING 12 MONTHS

Open		FARMERS					FNMA			Prosperity	Prosperity -
Investments		MAC DN	FFCB	FHLB	FHLMC	FNMA	DISCOUNT	NOTE	State Pool	Money Market	Invst. Acct.
\$ 381,755,527	12/31/2018	\$ -	\$ 8,500,000	\$ -	\$ -	\$ -	\$ -	\$ -	\$ 28,349,750	\$ 344,905,777	\$ -
\$ 420,780,115	1/31/2019	\$ -	\$ 8,500,000	\$ -	\$ -	\$ -	\$ -	\$ -	\$ 28,412,845	\$ 383,867,270	\$ -
\$ 447,073,090	2/28/2019	\$ -	\$ 8,500,000	\$ -	\$ -	\$ -	\$ -	\$ -	\$ 28,470,192	\$ 410,102,898	\$ -
\$ 424,073,550	3/31/2019	\$ -	\$ 8,500,000	\$ -	\$ -	\$ -	\$ -	\$ -	\$ 28,533,341	\$ 387,040,209	\$ -
\$ 380,876,410	4/30/2019	\$ -	\$ 8,500,000	\$ -	\$ -	\$ -	\$ -	\$ -	\$ 28,593,971	\$ 343,782,439	\$ -
\$ 361,879,206	5/31/2019	\$ -	\$ 8,500,000	\$ -	\$ -	\$ -	\$ -	\$ -	\$ 28,656,035	\$ 324,723,171	\$ -
\$ 342,729,171	6/30/2019	\$ -	\$ 8,500,000	\$ -	\$ -	\$ -	\$ -	\$ -	\$ 28,715,021	\$ 305,514,150	\$ -
\$ 369,931,593	7/31/2019	\$ -	\$ -	\$ -	\$ -	\$ -	\$ -	\$ -	\$ 28,774,118	\$ 341,157,475	\$ -
\$ 327,495,012	8/31/2019	\$ -	\$ -	\$ -	\$ -	\$ -	\$ -	\$ -	\$ 28,830,154	\$ 298,664,858	\$ -
\$ 307,517,426	9/30/2019	\$ -	\$ -	\$ -	\$ -	\$ -	\$ -	\$ -	\$ 28,882,623	\$ 278,634,803	\$ -
\$ 274,626,946	10/31/2019	\$ -	\$ -	\$ -	\$ -	\$ -	\$ -	\$ -	\$ 28,933,730	\$ 245,693,216	\$ -
\$ 255,295,647	11/30/2019	\$ -	\$ -	\$ -	\$ -	\$ -	\$ -	\$ -	\$ 28,979,406	\$ 226,316,241	\$ -
\$ 290,021,410	12/31/2019	\$ -	\$ -	\$ -	\$ -	\$ -	\$ -	\$ -	\$ 22,017,480	\$ 268,003,930	\$ -

Wendt, Sandra

From: Laura Turner (111) <Laura.Turner@prosperitybankusa.com>
Sent: Tuesday, December 3, 2019 8:41 AM
To: Surratt, Carrie; Brogdon, Jennifer; Segura, Maria; Elster, Melissa; Wendt, Sandra
Subject: December interest rate

CAUTION: This email originated from outside of the organization. Do not click links or open attachments unless you recognize the sender and know the content is safe.

In accordance to the Depository bid, the variable interest rate for the month of December will reflect the change in the 91 day T-bill rate. The 91 day T-bill investment rate is 1.592%. Rate paid will be 1.882% (1.592% + .29%) on the General Fund and all other accounts.

Thank you!

Laura Turner

Assistant Vice President

Lending Assistant

Prosperity Bank

Sugar Land Banking Center

14060 Southwest Freeway

Sugar Land, TX 77478

Phone: 281-269-7200

Direct: 281-269-7254

Fax: 281-269-7108

Shoretel: 37254

Email: Laura.Turner@ProsperityBankUSA.com

NYSE: PB

***Handy information should the need arise.....***

281-242-4762 *Fastline*

1.866.985.2273 *To Activate & Pin your Debit Card*

1.800.684.2132 *Report your card Lost/Stolen ATM/Debit Card*

1.800.531.1401 *Customer Service Center Mon-->Fri. 7am-7pm & Sat. 9am-5pm (can also assist with debit card issues).*

 *Please consider the environment before printing this e-mail - think Green* 



Daily Rates

December 2019

TXCLASS

AVERAGE MONTHLY YIELD: 1.88%

Date	Dividend Rate	Daily Yield
01-Dec-19	0.000051797	1.89%
02-Dec-19	0.000051944	1.90%
03-Dec-19	0.000051647	1.89%
04-Dec-19	0.000051475	1.88%
05-Dec-19	0.000051506	1.88%
06-Dec-19	0.000051373	1.88%
07-Dec-19	0.000051373	1.88%
08-Dec-19	0.000051373	1.88%
09-Dec-19	0.000051217	1.87%
10-Dec-19	0.000051140	1.87%
11-Dec-19	0.000051156	1.87%
12-Dec-19	0.000051107	1.87%
13-Dec-19	0.000051211	1.87%
14-Dec-19	0.000051211	1.87%
15-Dec-19	0.000051211	1.87%
16-Dec-19	0.000051647	1.89%
17-Dec-19	0.000051921	1.90%
18-Dec-19	0.000051921	1.90%
19-Dec-19	0.000051921	1.90%
20-Dec-19	0.000051647	1.89%
21-Dec-19	0.000051647	1.89%
22-Dec-19	0.000051647	1.89%
23-Dec-19	0.000051402	1.88%
24-Dec-19	0.000051373	1.88%
25-Dec-19	0.000051373	1.88%
26-Dec-19	0.000051373	1.88%
27-Dec-19	0.000051373	1.88%
28-Dec-19	0.000051373	1.88%
29-Dec-19	0.000051373	1.88%
30-Dec-19	0.000051647	1.89%
31-Dec-19	0.000053016	1.94%

Current Rates:

December 31, 2019

Current Yield¹

1.63%

Historical Rates

Monthly Distribution Yields²

	<u>2010</u>	<u>2011</u>	<u>2012</u>	<u>2013</u>	<u>2014</u>	<u>2015</u>	<u>2016</u>	<u>2017</u>	<u>2018</u>	<u>2019</u>
January	0.17%	0.14%	0.08%	0.12%	0.04%	0.07%	0.35%	0.58%	1.34%	2.40%
February	0.17%	0.17%	0.10%	0.10%	0.04%	0.08%	0.39%	0.59%	1.40%	2.40%
March	0.18%	0.14%	0.10%	0.10%	0.04%	0.09%	0.41%	0.66%	1.50%	2.41%
April	0.19%	0.10%	0.10%	0.08%	0.04%	0.09%	0.42%	0.75%	1.65%	2.42%
May	0.19%	0.09%	0.12%	0.08%	0.04%	0.09%	0.43%	0.76%	1.75%	2.41%
June	0.21%	0.09%	0.13%	0.05%	0.04%	0.09%	0.44%	0.85%	1.85%	2.41%
July	0.23%	0.06%	0.13%	0.05%	0.05%	0.10%	0.45%	0.96%	1.96%	2.38%
August	0.24%	0.08%	0.13%	0.05%	0.06%	0.11%	0.47%	1.00%	1.99%	2.21%
September	0.21%	0.07%	0.13%	0.05%	0.06%	0.13%	0.50%	1.03%	2.03%	2.15%
October	0.19%	0.07%	0.13%	0.04%	0.06%	0.15%	0.47%	1.05%	2.15%	1.97%
November	0.17%	0.08%	0.13%	0.04%	0.06%	0.15%	0.45%	1.09%	2.21%	1.74%
December	0.15%	0.11%	0.13%	0.04%	0.07%	0.23%	0.50%	1.21%	2.32%	1.66%

**Call Toll-Free
1-866-TEX-TERM**

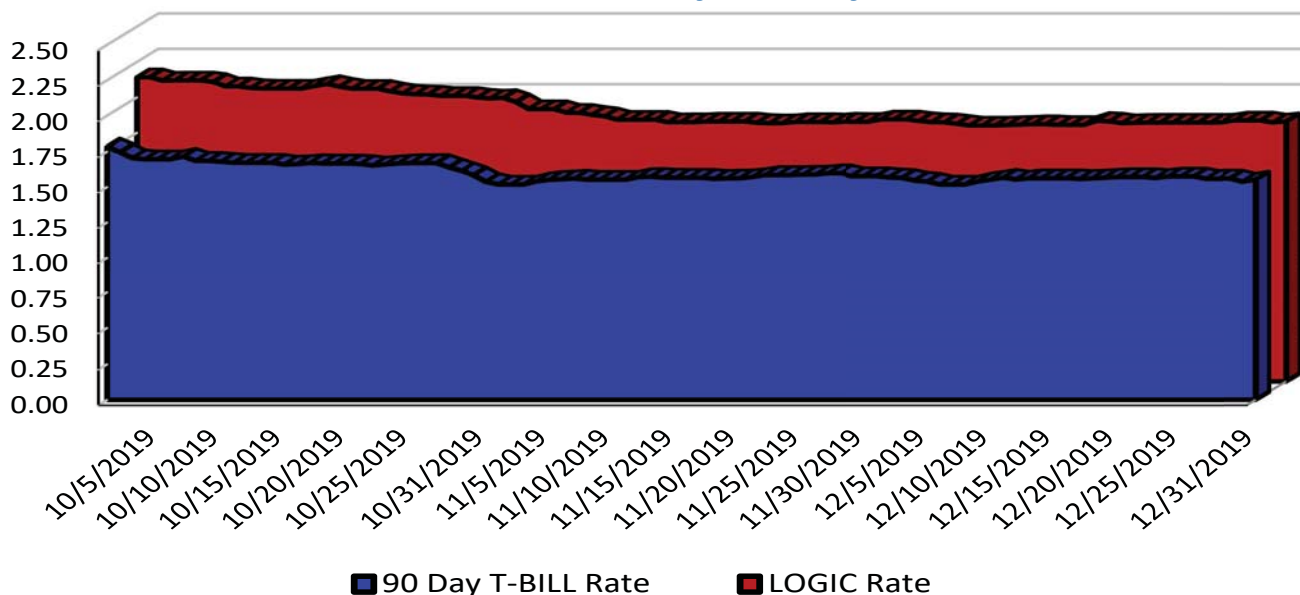
Past performance is not indicative of future results and yields may vary.

(1) The current yield, which is also known as the current annualized yield or current seven-day yield, represents the net change, exclusive of capital changes and income other than investment income, in the value of a hypothetical account with a balance of one share (normally \$1.00 per share) over a seven-day base period expressed as a percentage of the value of one share at the beginning of the seven-day period. This resulting net change in account value is then annualized by multiplying it by 365 and dividing the result by 7. The yields shown may reflect fee waivers by service providers that subsidize and reduce the total operating expenses of the TexasDAILY portfolio. Portfolio yields would be lower if there were no such waivers.

(2) The monthly distribution yield represents the sum of a month's one-day allocation factors divided by the number of days in that month, and multiplied by 365. The yields shown may reflect fee waivers by service providers that subsidize and reduce the total operating expenses of the TexasDAILY portfolio. Portfolio yields would be lower if there were no such waivers.

*This information is for institutional investor use only, not for further distribution to retail investors, and does not represent an offer to sell or a solicitation of an offer to buy or sell any fund or other security. Investors should consider the Pool's investment objectives, risks, charges and expenses before investing. This and other information about the Pool is available in the Pool's Information Statement, which should be read carefully before investing. A copy of the Pool's Information Statement may be obtained by calling 1-866-839-8376 or is available on the Pool's website at www.texasterm.net. While TexasDAILY seeks to maintain a stable net asset value of \$1.00 per share and TexasTERM seeks to achieve a net asset value of \$1.00 per share at its stated maturity, it is possible to lose money investing in the Pool. An investment in the Pool is not insured or guaranteed by the Federal Deposit Insurance Corporation or any other government agency. Shares of the Pool are distributed by **PFM Fund Distributors, Inc.**, member Financial Industry Regulatory Authority (FINRA) (www.finra.org) and Securities Investor Protection Corporation (SIPC) (www.sipc.org). PFM Fund Distributors, Inc. is a wholly owned subsidiary of PFM Asset Management LLC.*

LOGIC versus 90-Day Treasury Bill



This material is for information purposes only. This information does not represent an offer to buy or sell a security. The above rate information is obtained from sources that are believed to be reliable; however, its accuracy or completeness may be subject to change. The LOGIC management fee may be waived in full or in part at the discretion of the LOGIC co-administrators and the LOGIC rate for the period shown reflects waiver of fees. This table represents historical investment performance/return to the customer, net of fees, and is not an indication of future performance. An investment in the security is not insured or guaranteed by the Federal Deposit Insurance Corporation or any other government agency. Although the issuer seeks to preserve the value of an investment at \$1.00 per share, it is possible to lose money by investing in the security. Information about these and other program details are in the fund's Information Statement which should be read carefully before investing. The yield on the 90-Day Treasury Bill ("T-Bill Yield") is shown for comparative purposes only. When comparing the investment returns of the LOGIC pool to the T-Bill Yield, you should know that the LOGIC pool consist of allocations of specific diversified securities as detailed in the respective Information Statements. The T-Bill Yield is taken from Bloomberg Finance L.P. and represents the daily closing yield on the then current 90-day T-Bill. The LOGIC yield is calculated in accordance with regulations governing the registration of open-end management investment companies under the Investment Company Act of 1940 as promulgated from time to time by the federal Securities and Exchange Commission.

Daily Summary for December 2019

Date	Mny Mkt Fund Equiv. [SEC Std.]	Daily Allocation Factor	LOGIC Invested Balance	Market Value Per Share	WAM Days (1)*	WAM Days (2)*
12/1/2019	1.8416%	0.000050454	\$6,521,613,270.01	1.000101	41	85
12/2/2019	1.8304%	0.000050148	\$6,548,873,477.62	1.000153	42	86
12/3/2019	1.8227%	0.000049936	\$6,581,301,091.76	1.000153	43	89
12/4/2019	1.8208%	0.000049885	\$6,600,236,834.27	1.000150	43	88
12/5/2019	1.8098%	0.000049583	\$6,597,987,477.77	1.000152	44	89
12/6/2019	1.7986%	0.000049277	\$6,593,439,413.19	1.000088	42	87
12/7/2019	1.7986%	0.000049277	\$6,593,439,413.19	1.000088	42	87
12/8/2019	1.7986%	0.000049277	\$6,593,439,413.19	1.000088	42	87
12/9/2019	1.8019%	0.000049367	\$6,615,735,737.60	1.000143	44	89
12/10/2019	1.8040%	0.000049426	\$6,622,524,612.35	1.000134	44	89
12/11/2019	1.8085%	0.000049549	\$6,651,865,325.13	1.000137	45	90
12/12/2019	1.8077%	0.000049527	\$6,688,476,847.76	1.000136	45	89
12/13/2019	1.8027%	0.000049389	\$6,681,541,750.25	1.000073	44	87
12/14/2019	1.8027%	0.000049389	\$6,681,541,750.25	1.000073	44	87
12/15/2019	1.8027%	0.000049389	\$6,681,541,750.25	1.000073	44	87
12/16/2019	1.8312%	0.000050171	\$6,797,241,367.35	1.000143	46	88
12/17/2019	1.8273%	0.000050063	\$6,789,390,823.34	1.000137	47	90
12/18/2019	1.8149%	0.000049723	\$6,859,074,211.14	1.000086	45	86
12/19/2019	1.8179%	0.000049806	\$6,841,839,283.20	1.000086	44	86
12/20/2019	1.8194%	0.000049847	\$6,828,593,331.31	1.000017	43	86
12/21/2019	1.8194%	0.000049847	\$6,828,593,331.31	1.000017	43	86
12/22/2019	1.8194%	0.000049847	\$6,828,593,331.31	1.000017	43	86
12/23/2019	1.8193%	0.000049843	\$6,859,592,074.43	1.000082	43	85
12/24/2019	1.8193%	0.000049844	\$6,914,463,939.71	1.000066	42	83
12/25/2019	1.8193%	0.000049844	\$6,914,463,939.71	1.000066	42	83
12/26/2019	1.8212%	0.000049897	\$6,976,504,981.53	1.000088	42	82
12/27/2019	1.8355%	0.000050288	\$7,104,486,196.47	1.000021	40	79
12/28/2019	1.8355%	0.000050288	\$7,104,486,196.47	1.000021	40	79
12/29/2019	1.8355%	0.000050288	\$7,104,486,196.47	1.000021	40	79
12/30/2019	1.8210%	0.000049890	\$7,355,911,830.50	1.000076	38	76
12/31/2019	1.8300%	0.000050138	\$7,423,771,572.94	1.000066	39	76
Average	1.8173%	0.000049790	\$6,799,517,766.83		43	85

Prosperity Bank
Money Market Accounts
December 31, 2019

FUND	DESCRIPTION	BEGINNING BALANCE	DEPOSITS	WITH- DRAWALS	INTEREST	ENDING BALANCE
100	General Operating	14,572,631.61	70,034,650.75	44,883,962.30	30,604.48	39,753,924.54
150	Juvenile Operations	15,642,184.79	26,748.03	1,230,153.67	24,130.54	14,462,909.69
155	Road & Bridge	9,019,423.42	2,951,596.44	1,070,229.65	15,137.85	10,915,928.06
160	Drainage District	10,494,987.97	1,890,097.48	648,308.41	17,376.26	11,754,153.30
165	Lateral Road	1,177,169.69		-	1,883.60	1,179,053.29
170	Statue Restoration	4,574.48	-	-	7.32	4,581.80
175	City Water Assistance	22,937.58	232.00	150.81	36.96	23,055.73
185	Entex Contributions	4.67	-	-	0.01	4.68
190	H L & P Assistance	5,970.74	-	-	9.55	5,980.29
195	County Law Library	1,319,803.27	37,395.06	38,006.85	2,124.17	1,321,315.65
200	Law Enforcement Academy	564,554.02	5,125.00	14,695.83	892.88	555,876.07
205	Surface Water Supply Corp.	8,267.54	-	-	13.23	8,280.77
206	Industrial Development Corp	60,514.93	-	750.00	96.10	59,861.03
207	FBC Historical Commission	2,247.48	-	100.00	3.50	2,150.98
215	Library Donations	106,983.74	89.73	3,345.40	167.41	103,895.48
225	FBC Asset Forfeiture-Task-State	1,063,924.62	-	10,146.40	1,695.54	1,055,473.76
235	Probate Court Training	129,930.76	690.00	-	208.58	130,829.34
245	Alert Program-Juvenile	55,259.76	-	-	88.42	55,348.18
255	D A Asset Forfeiture-Fed.	54.97	-	-	0.09	55.06
265	Gus George Memorial	4,819.78	-	170.00	7.69	4,657.47
275	D A Special Fund Run	15,867.67	865.00	197.10	25.45	16,561.02
280	Co.Atty.Supplemental Salary	280,029.90	-	4,637.56	444.52	275,836.86
290	VIT Interest (Tax Coll)	63,721.05	6,387.43	-	106.24	70,214.72
300	FBC Elections	835,459.02	945.00	29,077.39	1,299.00	808,625.63
305	FBC Asset Forfeiture-Task-Fed.	74,930.62	-	1,335.38	118.27	73,713.51
310	Sheriff Ofc/Forfeiture-Assets-St.	737,515.38	40,697.10	21,927.97	1,197.23	757,481.74
315	Sheriff Ofc/Forfeiture-Assets-Fed.	250,976.57	208.62	7,523.94	394.71	244,055.96
320	Constable Pct. 2 F/A	23.85	-	-	0.04	23.89
322	Constable Pct 3 F/A	397.10	-	-	0.64	397.74
324	Constable Pct 1 F/A	86.14	-	-	0.14	86.28
332	Fire Marshal St. Ass't. Forfeiture	697.21	-	-	1.12	698.33
335	DA Asset Forfeiture-State	478,765.87	41,137.04	6,323.96	791.91	514,370.86
360	Law Enforcement Training	242,528.63	-	2,344.69	386.72	240,570.66
390	Child Protective Service IV-E	4,001.36	16,311.24	18,811.62	10.93	1,511.91

Prosperity Bank
Money Market Accounts
December 31, 2019

402	Hope 3 Program Sales	5,811.12	-	1,058.03	8.26	4,761.35
410	Child Support IVD Reimb.	321,198.10	1,545.43	-	514.43	323,257.96
415	Local Law Enf.Block Grant	61,252.06	-	13,809.23	85.39	47,528.22
440	Supervision	3,018,584.09	1,200,754.47	571,280.93	5,708.35	3,653,765.98
600/605	Debt Service Account	10,487,090.25	10,668,836.85	298,679.81	22,527.03	20,879,774.32
610	Drainage Debt Service	5,758.74	251,900.60	-	147.00	257,806.34
750	Mission Bend/Four Corners	2,714,690.49	-	443,781.33	4,298.03	2,275,207.19
756	2018 Facilities Bond Projects	19,764,621.80	22,394.04	556,187.68	31,380.97	19,262,209.13
758	2018 Mobility Projects	606,879.99	290,752.56	-	1,206.79	898,839.34
762	2020 Mobility Projects	182.19	-	-	0.29	182.48
802	Sr. Lien Toll Rd Rev Bonds 2016	12,418,699.61	5,897.49	9,435.52	19,861.35	12,435,022.93
805	Grand Pkwy Toll RD Rev Bond	3,640,362.35	-	-	5,824.97	3,646,187.32
810	Toll Road Operations	57,935,196.48	3,753,157.54	656,215.85	95,837.98	61,127,976.15
815	Grand Pkwy Toll Road Ops	21,010,859.05	2,420,662.77	408,595.19	35,526.25	23,058,452.88
TREA	Treasurer's Account	8,716,099.42	71,056,677.41	74,529,305.66	13,051.19	5,256,522.36
INVE	FBC Investment Account	-	-	-	-	-
850M	Boon-Chapman Medical	1,288,542.92	5,502,197.31	4,316,988.84	2,164.80	2,475,916.19
850D	Boon-Chapman Dental	1,338,751.42	109.60	155,162.09	2,008.29	1,185,707.22
882	Boon-Chapman 125	231,373.53	66,722.74	68,909.76	377.05	229,563.56
884	Fee Officer's Account	2,124,905.63	1,977,650.24	1,652,707.72	-	2,449,848.15
912	JP Credit Card Processing	71,761.10	231,039.77	273,086.08	92.08	29,806.87
908	EMS Credit Card Processing	28,596.03	11,735.79	14,866.86	55.84	25,520.80
DACC	D A Credit Card Processing	2,165.42	14,909.19	15,623.39	5.92	1,457.14
PTCC	Public Transportation Credit Cards	18,118.31	17,834.98	21,587.35	25.27	14,391.21
CSCC	CSCD Credit Card	185,003.16	208,573.07	215,681.05	236.76	178,131.94
LBCC	Library Credit Card	2,539.78	8,644.61	10,234.56	3.61	953.44
JUCC	Juvenile Credit Card	717.13	2,633.16	2,371.37	1.09	980.01
SOCC	Sheriff Credit Card	23,155.34	27,000.00	26,308.00	29.75	23,877.09
130	Assistant Dist Number 1	4,042,555.20	357,421.64	13,231.72	6,806.11	4,393,551.23
131	Assistant Dist Number 2	2,643,744.07	147,869.28	13,927.50	4,364.59	2,782,050.44
133	Assistant Dist Number 4	1,485,648.93	23,999.19	4,500.00	2,398.62	1,507,546.74
134	Assistant Dist Number 5	243,240.57	2,024.86	1,500.00	390.50	244,155.93
135	Assistant Dist Number 6	3,152,754.78	101,232.25	20,832.53	5,129.56	3,238,284.06
136	Assistant Dist Number 7	472,783.90	53,335.35	27,824.10	795.84	499,090.99
137	Assistant Dist Number 8	35,017.94	14,189.59	3,488.63	68.31	45,787.21

Prosperity Bank
Money Market Accounts
December 31, 2019

138	Assistant Dist Number 9	1,396,182.55	55,096.64	-	2,288.02	1,453,567.21
139	Assistant Dist Number 10	360,593.64	30,544.72	5,100.00	604.55	386,642.91
140	Assistant Dist Number 11	344,064.31	44,651.49	2,000.00	591.60	387,307.40
145	Emergency Svc Dist 100	8,575,512.42	-	-	13,721.75	8,589,234.17
CCCS	Non Fee Officer CC Clearing Acct	267,656.59	44,468.95	12,437.19	446.15	300,134.50
GAS	FBC Fuel Account (Susser)	0.01	-	0.01	-	-
JPMT	Juror Payments	1,761.28	18,252.00	11,541.06	23.62	8,495.84
EPEC	Engineering Permitting E-Check	16,063.43	2,650.00	23.43	28.35	18,718.35
JE11	JP 1-1 E-Filing	857.34	4,315.00	4,601.34	1.71	572.71
JE12	JP 1-2 E-Filing	1,089.86	7,286.50	8,376.36	1.99	1.99
JE02	JP 2 E-Filing	4,596.03	16,301.25	20,232.28	4.90	669.90
JE03	JP 3 E-Filing	4,395.75	13,576.25	16,205.00	5.77	1,772.77
JE04	JP #4 E-Filing	3,561.30	12,438.00	14,789.30	3.48	1,213.48
	Total	226,316,241.60	173,744,458.50	132,434,685.68	377,915.26	268,003,929.68